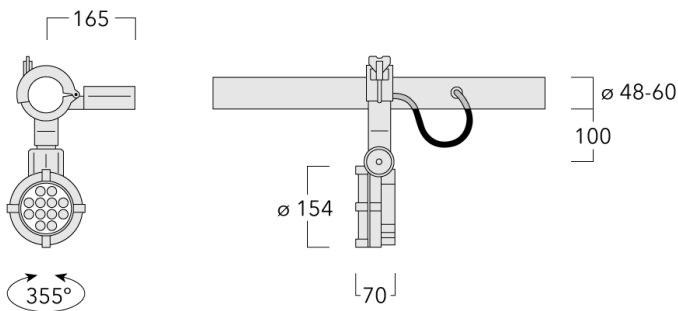









Description

IP66, Class I. Class II on request. IK07. Marine-grade, die-cast aluminium alloy. 5CE superior corrosion protection including PCS hardware. Silicone CCG® Controlled Compression Gasket. Safety glass lens. Integral EC electronic converter in thermally separated compartment. CAD-optimised optics for superior illumination and glare control. OLC® One LED Concept. Factory installed LED circuit board.

Including 0,4 m of flexible cable enclosed in stainless conduit, in-line connector and mounting clamp for installation to RAIL66 mounting system.



Specifications**Material description**

Body	Marine-grade die-cast aluminium alloy
Lens	Safety glass lens
Colours	 RAL9004 Signal black  RAL9006 White aluminium  RAL9007 Grey aluminium  RAL7016 Anthracite grey  RAL9016 Traffic white
Gasket	Silicone rubber gasket
Fasteners	PCS Polymer Coated Stainless Steel Hardware
Ingress protection	IP66
Impact resistance	IK07
Corrosion resistance	5CE

Electrical description

Power supply	220-240V / 50-60 Hz
Driver / Ballast	Integral EC electronic converter in thermally-separated compartment
Surge protection	1/2 kV

Additional information

Lifetime	Ta=25° L90B10 > 90000h
Energy efficiency class	C-D (Light source)

Options

Light distribution



symmetric, medium beam [M]



symmetric, very narrow beam, sharp cut-off [EES]



linear spread, very narrow beam, sharp cut-off [EES]



symmetric, wide beam [B]



symmetric, very narrow beam [EE]



linear spread, very narrow beam [EE]



wallwash [A20]

Colour temperature



3000 K



4000 K










2700 K

Nominal Watt

3 W

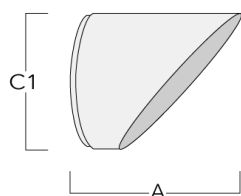
Configurations

Light distribution	Part ID	Light source	Rated lumens	Rated input power	CRI	Weight (kg)
linear spread, very narrow beam [EE] 	146-0533+146-0418	LED-12/24W / 700 mA - 3000 K	2744.2	27 W	80	3.10
	146-0534+146-0418	LED-12/24W / 700 mA - 4000 K	2933.4	27 W	80	3.10
	146-0982+146-0418	LED-12/24W / 700 mA - 2700 K	2554.9	27 W	80	3.10
linear spread, very narrow beam, sharp cut-off [EES] 	146-0414+146-0418	LED-12/24W / 700 mA - 3000 K	2865.9	27 W	80	3.10
	146-0415+146-0418	LED-12/24W / 700 mA - 4000 K	3063.5	27 W	80	3.10
	146-0983+146-0418	LED-12/24W / 700 mA - 2700 K	2668.2	27 W	80	3.10
symmetric, medium beam [M] 	146-0411	LED-12/24W / 700 mA - 3000 K	2998.6	27 W	80	3.10
	146-0412	LED-12/24W / 700 mA - 4000 K	3205.4	27 W	80	3.10
	146-0981	LED-12/24W / 700 mA - 2700 K	2791.8	27 W	80	3.10
symmetric, very narrow beam [EE] 	146-0533	LED-12/24W / 700 mA - 3000 K	2883.7	27 W	80	3.10
	146-0534	LED-12/24W / 700 mA - 4000 K	3082.5	27 W	80	3.10
	146-0982	LED-12/24W / 700 mA - 2700 K	2684.8	27 W	80	3.10
symmetric, very narrow beam, sharp cut-off [EES] 	146-0414	LED-12/24W / 700 mA - 3000 K	3077.9	27 W	80	3.10
	146-0415	LED-12/24W / 700 mA - 4000 K	3290.2	27 W	80	3.10
	146-0983	LED-12/24W / 700 mA - 2700 K	2865.6	27 W	80	3.10
symmetric, wide beam [B] 	146-0530	LED-12/24W / 700 mA - 3000 K	2709.2	27 W	80	3.10
	146-0531	LED-12/24W / 700 mA - 4000 K	2896	27 W	80	3.10
	146-0980	LED-12/24W / 700 mA - 2700 K	2522.3	27 W	80	3.10
wallwash [A20] 	146-0411+146-0645	LED-12/24W / 700 mA - 3000 K	2405.6	27 W	80	3.10
	146-0412+146-0645	LED-12/24W / 700 mA - 4000 K	2571.5	27 W	80	3.10
	146-0981+146-0645	LED-12/24W / 700 mA - 2700 K	2239.7	27 W	80	3.10

Optical Accessories

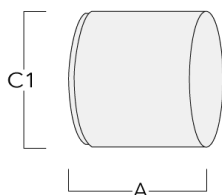
Glare shield

Description	Part ID	A	C1
Glare shield ES	146-0156	110	100



Snoot

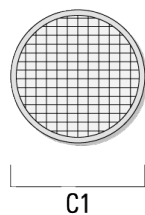
Description	Part ID	A	C1
Snoot ET	146-0397	95,5	126



RAIL66

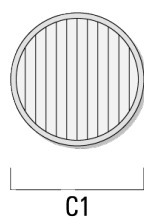
Flood lens

Description	Part ID	C1
IO-360	146-0623	110



Linear spread lens

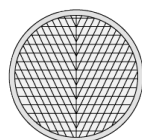
Description	Part ID	C1
IO-180-FLC131-LED	146-0418	110.00



RAIL66

Wallwash lens

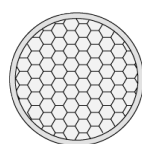
Description	Part ID	C1
IO-20-WW-FLC131-LED	146-0645	110



C1

Honeycomb louvre

Description	Part ID	C1
IW-FLC131-LED - [EE][EES]	146-0625	110

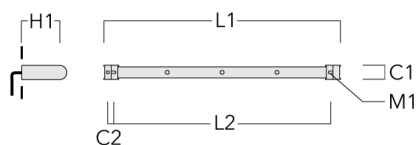


C1

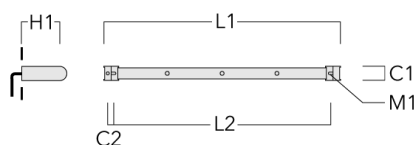
Mounting Accessories

Universal

Description	Part ID	C1	C2	H1	M1	Weight (kg)	L1	L2
2 Mains outlets (L=1150)	310-9200	75	30	200	12	5.90	1150	1045

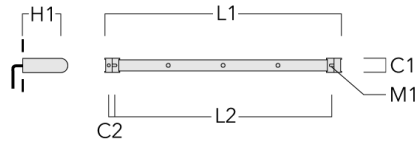


3 Mains outlets (L=1150)	310-9202	75	30	200	12	5.90	1150	1045
--------------------------	----------	----	----	-----	----	------	------	------

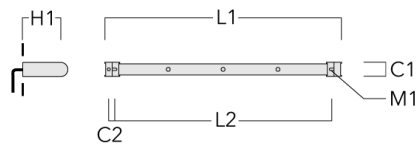


RAIL66

Description	Part ID	C1	C2	H1	M1	Weight (kg)	L1	L2
3 Mains outlets (L=1650)	310-9210	75	30	200	12	7.20	1650	1545

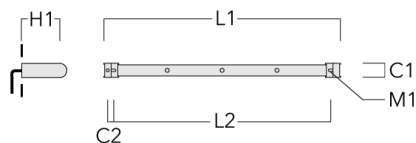


4 Mains outlets (L=1650)	310-9212	75	30	200	12	7.20	1650	1545
--------------------------	----------	----	----	-----	----	------	------	------

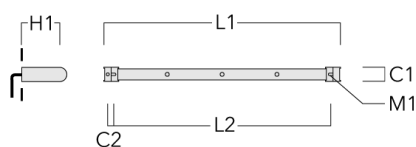


RAIL66

Description	Part ID	C1	C2	H1	M1	Weight (kg)	L1	L2
4 Mains outlets (L=2150)	310-9220	75	30	200	12	8.50	2150	2045

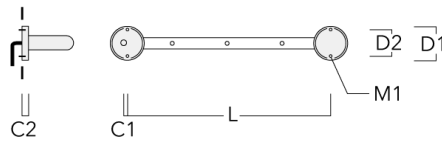


6 Mains outlets (L=2150)	310-9222	75	30	200	12	8.50	2150	2045
--------------------------	----------	----	----	-----	----	------	------	------



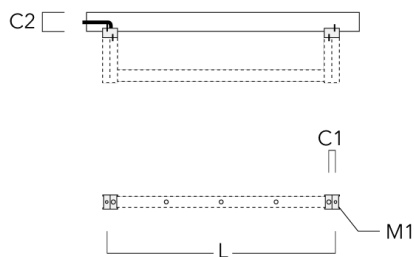
Flat Surface Fitters

Description	Part ID	C1	C2	D1	D2	L	M1	Weight (kg)
Surface fitters (pair)	310-9290	20	30	180	140	1070	9	1.70



Column Fitters

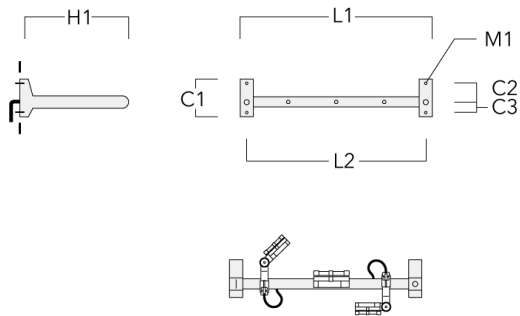
Description	Part ID	C1	C2	L	M1	Weight (kg)
Column fitters (pair)	310-9294	30	100	1115	12	0.90



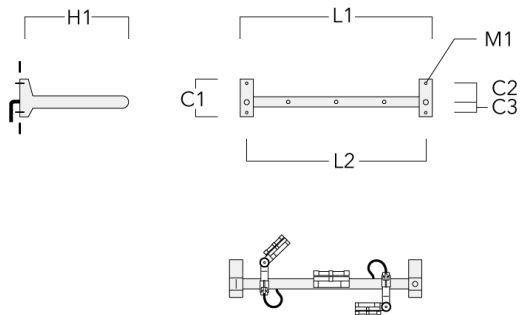
RAIL66

Cantilever

Description	Part ID	C1	C2	C3	H1	M1	Weight (kg)	L1	L2
2 Mains outlets (L=1150)	310-9230	220	120	60	600	13	12	1150	1070

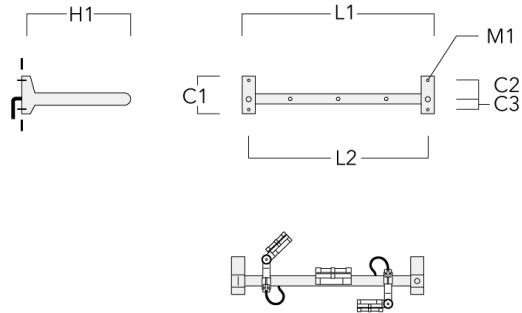


3 Mains outlets (L=1150)	310-9232	220	120	60	600	13	12	1150	1070
--------------------------	----------	-----	-----	----	-----	----	----	------	------

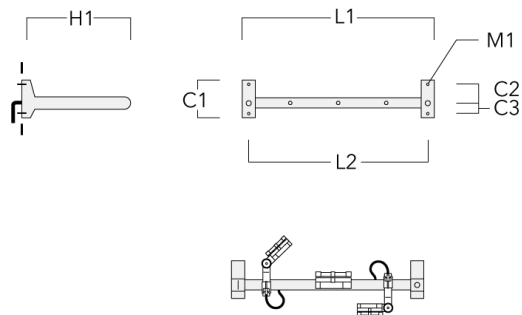


RAIL66

Description	Part ID	C1	C2	C3	H1	M1	Weight (kg)	L1	L2
3 Mains outlets (L=1650)	310-9240	220	120	60	600	13	13.30	1650	1570

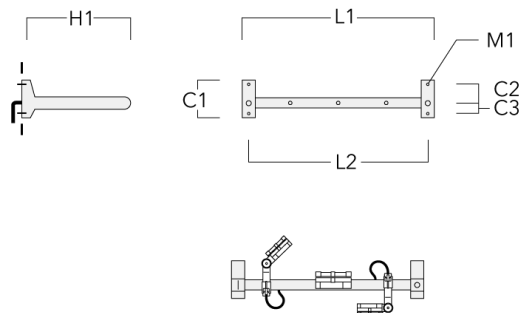


4 Mains outlets (L=1650)	310-9242	220	120	60	600	13	13.30	1650	1570
--------------------------	----------	-----	-----	----	-----	----	-------	------	------



RAIL66

Description	Part ID	C1	C2	C3	H1	M1	Weight (kg)	L1	L2
4 Mains outlets (L=2150)	310-9250	220	120	60	600	13	14.60	2150	2070



6 Mains outlets (L=2150)	310-9252	220	120	60	600	13	14.60	2150	2070
--------------------------	----------	-----	-----	----	-----	----	-------	------	------

