**Description**

IP66, Class I. IK07. Marine-grade, die-cast aluminium alloy. 5CE superior corrosion protection including PCS hardware. Silicone rubber gasket. Safety glass lens, hinged. Frame with safety catch. Two cable entries. Intergal ECG control gear in thermally separated compartment. Darklight anodised aluminium reflector, PMMA-Diffusor-Lens for glare control and soft wide beam distribution. Factory-installed LED circuit board.

A pre-installation blackout, proud or flush, is available and recommended for mounting in concrete ceilings. To be ordered separately.

Specifications**Material description**

Body	Marine-grade, die-cast aluminium alloy
Lens	Safety glass lens, hinged
Colours	<div><div></div> RAL9004 Signal black</div> <div><div></div> RAL9006 White aluminium</div> <div><div></div> RAL9007 Grey aluminium</div> <div><div></div> RAL7016 Anthracite grey</div> <div><div></div> RAL9016 Traffic white</div>
Gasket	Silicone rubber gasket
Fasteners	PCS Polymer Coated Stainless Steel Hardware
Ingress protection	IP66
Impact resistance	IK07
Corrosion resistance	5CE

Electrical description

Power supply	220-240V / 50-60 Hz
Driver / Ballast	Standard - optional DALI version available
Surge protection	6/6 kV

Additional information

Lifetime	Ta=25° L70B50 > 50000h
Energy efficiency class	D (Light source)

DOC220-FT LED

Ceiling luminaires



Options

Light distribution



symmetric, wide beam [B]

Colour temperature



3000 K



4000 K

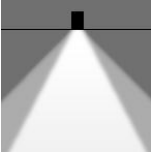


2700 K

Nominal Watt

27 W

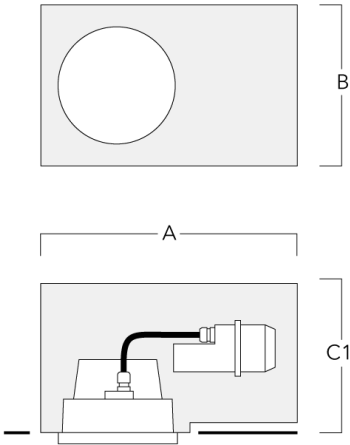
Configurations

Light distribution	Part ID	Light source	Rated lumens	Rated input power	CRI	Weight (kg)
symmetric, wide beam [B] 	134-1483	LED-FT-24W / 700 mA - 3000 K	2433.8	27 W	80	2.30
	134-1484	LED-FT-24W / 700 mA - 4000 K	2537.7	27 W	80	2.30
	134-1939	LED-FT-24W / 700 mA - 2700 K	2335.8	27 W	80	2.30

Mounting Accessories

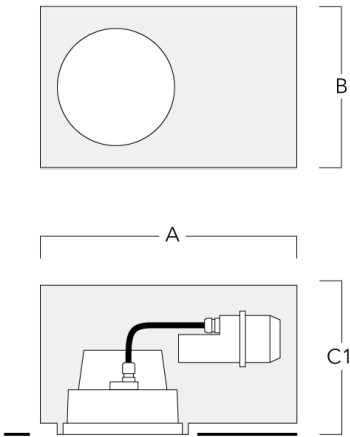
Installation blackout, proud

Description	Part ID	A	B	C1	C
Installation blackout BDO22-I	134-0797	383	200	209	195



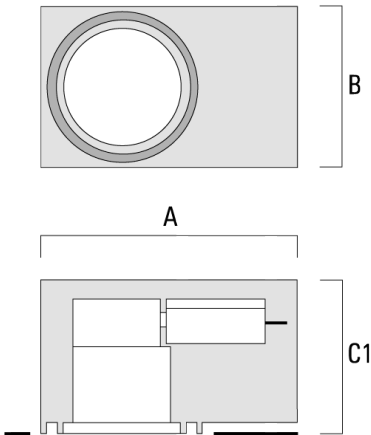
Installation blackout, flush

Description	Part ID	A	B	C1	C
Installation blackout BDO22-II	134-1161	383	200	227	195



Installation blackout, flush with shadow line

Description	Part ID	A	B	C1
Installation blackout BDO22-III	134-1497	383	200	227



DOC220-FT LED

Ceiling luminaires



Control

DALI interface

Description	Part ID	C
DALI interface	430-0013	90