

ETC120-GB LED

Inground luminaires

we-ef



WE-EF LIGHTING (Thailand) Co., Ltd.

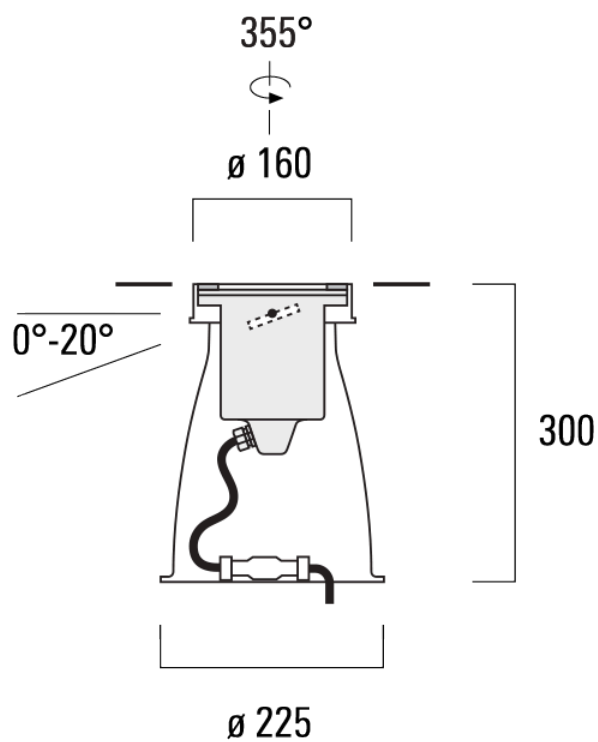
57 Moo 5, Kingkaew Rd., Bangplee, 10540 Samutprakarn - Phone: +66 2 738 96 20 - Fax: +66 2 738 96 29

<https://we-ef.com/asia>

Subject to technical changes and errors. - Generated on 23/11/2024

ETC120-GB LED
Inground luminaires

we-ef



WE-EF LIGHTING (Thailand) Co., Ltd.

57 Moo 5, Kingkaew Rd., Bangplee, 10540 Samutprakarn - Phone: +66 2 738 96 20 - Fax: +66 2 738 96 29

<https://we-ef.com/asia>

Subject to technical changes and errors. - Generated on 23/11/2024

ETC120-GB LED

Inground luminaires

we-ef

Description

IP69. IK10+. Stainless steel construction including PCS hardware. Safety glass lens, max. load 5 tonnes.

Luminaire can be driven over at low speed. Silicone rubber gasket. Anti-wick technology, equipped with a cable gland and 1.5 meters of flexible, PVC-free cable.

Integral EC electronic converter. Advanced thermal management protects LEDs while optimising lumens output. Removable LED boards for upgrading. CAD-optimised optics for superior illumination and glare control. OLC® One LED Concept. 20° tiltable and 355° rotatable. 1-10 V analogue dimming or DALI interface available on request.

Luminaire installation blackout and sealable junction box included in supply.

WE-EF LIGHTING (Thailand) Co., Ltd.

57 Moo 5, Kingkaew Rd., Bangplee, 10540 Samutprakarn - Phone: +66 2 738 96 20 - Fax: +66 2 738 96 29

<https://we-ef.com/asia>


Subject to technical changes and errors. - Generated on 23/11/2024

ETC120-GB LED

Inground luminaires

Specifications

Material description

Body	Stainless steel construction
Lens	Safety glass lens, max. load 5 tonnes
Colours	 Stainless Steel
Gasket	Silicone rubber gasket
Fasteners	PCS hardware
Ingress protection	IP69
Impact resistance	IK10+

Electrical description

Driver / Ballast	Integral EC electronic converter
------------------	----------------------------------

Additional information

ETC120-GB LED

Inground luminaires

we-ef

Options


Light distribution



symmetric, medium beam [M]



symmetric, very narrow beam [EE]



linear spread, very narrow beam [EE]



flood, very narrow beam [EE]



symmetric, very narrow beam, sharp cut-off [EES]



linear spread, very narrow beam, sharp cut-off [EES]


Colour temperature



3000 K



4000 K







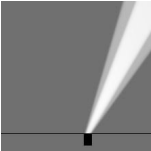

2700 K

Nominal Watt

8 W

0 W

Configurations

Light distribution	Part ID	Light source	Rated lumens	Rated input power	CRI	Weight (kg)
flood, very narrow beam [EE] 	185-7593+185-9613	LED-3/6W / 700 mA - 3000 K	605.3	7.5 W	80	3.90
	185-7596+185-9613	LED-3/6W / 700 mA - 4000 K	647.1	7.5 W	80	3.90
linear spread, very narrow beam [EE] 	185-7593+185-9612	LED-3/6W / 700 mA - 3000 K	630	7.5 W	80	3.90
	185-7596+185-9612	LED-3/6W / 700 mA - 4000 K	673.5	7.5 W	80	3.90
linear spread, very narrow beam, sharp cut-off [EES] 	185-7682+185-9612	LED-3/6W / 700 mA - 3000 K	661.3	7.5 W	80	3.90
	185-7684+185-9612	LED-3/6W / 700 mA - 4000 K	561	7.7 W	80	3.90
symmetric, medium beam [M] 	185-7592	LED-3/6W / 700 mA - 3000 K	696.3	7.5 W	80	3.70
	185-7595	LED-3/6W / 700 mA - 4000 K	744.3	7.5 W	80	3.70
	185-7736	LED-3/9W / 1050mA - 3000 K	965.4	11 W	80	3.70
	185-7740	LED-3/9W / 1050mA - 4000 K	1010.3	11 W	80	3.70
	185-7784	LED-3/9W / 1050 mA - 2700 K	920.5	11 W	80	3.70
	185-9795	LED-3/6W / 700 mA - 2700 K	648.3	7.5 W	80	3.70
symmetric, very narrow beam [EE] 	185-7593	LED-3/6W / 700 mA - 3000 K	650.7	7.5 W	80	3.70
	185-7596	LED-3/6W / 700 mA - 4000 K	695.6	7.5 W	80	3.70
	185-7737	LED-3/9W / 1050mA - 3000 K	1058.8	11 W	80	3.70
	185-7741	LED-3/9W / 1050mA - 4000 K	1108	11 W	80	3.70
	185-7785	LED-3/9W / 1050 mA - 2700 K	1009.5	11 W	80	3.70
	185-9796	LED-3/6W / 700 mA - 2700 K	605.8	7.5 W	80	3.70
symmetric, very narrow beam, sharp cut-off [EES] 	185-7682	LED-3/6W / 700 mA - 3000 K	700.7	7.5 W	80	3.70
	185-7684	LED-3/6W / 700 mA - 4000 K	749	7.5 W	80	3.70
	185-9797	LED-3/6W / 700 mA - 2700 K	652.3	7.5 W	80	3.70

ETC120-GB LED

Inground luminaires



Control

DALI interface

Description	Part ID
DALI	430-0013


1-10 V analogue dimming interface

Description	Part ID
1-10 V analogue dimming interface	430-0011

Mounting Accessories

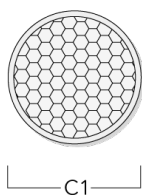
Installation cover

Description	Part ID	C1
Installation cover BE	185-0796	160



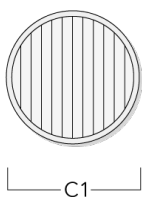
Optical Accessories**Honeycomb louvre**

Description	Part ID	C1
Honeycomb louvre IW	185-2869	60



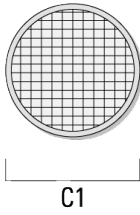
Linear spread lens

Description	Part ID	C1
Linear spread lens IO-180	185-9612	60



Inground luminaires**Flood lens**

Description	Part ID	C1
Flood lens IO-360	185-9613	60

**Linear louvre**

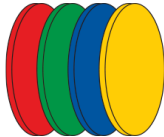
Description	Part ID	Additional information	C1
Linear louvre IL	185-9614	ETC320	60



Inground luminaires

Colour filter

Description	Part ID
Colour filter IF	on request



Colour correction filter

Description	Part ID
IF-3000K > 2400K	185-9973

