

## Ceiling luminaires

---

### Description





IP66, Class I. IK07. Marine-grade, die-cast aluminium alloy. 5CE superior corrosion protection + primer including PCS hardware. PMMA lens. Silicone CCG\_R\_ Controlled Compression Gasket. Luminaire is factory-sealed and does not need to be opened during installation. Integral EC electronic converter in thermally separated compartment. Advanced thermal management protects LEDs while optimising lumens output. CAD-optimised optics for superior illumination and glare control. OLC\_R\_ One LED Concept.

### Specifications

#### Material description

---

Colours

	RAL9004 Signal black
	RAL9006 White aluminium
	RAL9007 Grey aluminium
	RAL9016 Traffic white

Corrosion resistance 5CE+Primer

---

#### Electrical description

#### Additional information

### Options

#### Light distribution



symmetric, wide beam [B]



symmetric, very narrow beam, sharp cut-off [EES]



symmetric, medium beam [M]




symmetric, very narrow beam [EE]

#### Colour temperature



3000 K






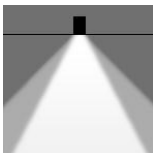
4000 K

#### Nominal Watt

3 W

0 W

## Configurations

Light distribution	Part ID	Light source	Rated lumens	Rated input power	CRI	Weight (kg)
symmetric, medium beam [M] 	138-6007	LED-12/36W / 1050 mA - 3000 K	4325.2	40 W	80	3.40
	138-6010	LED-12/36W / 1050 mA - 4000 K	4526.4	40 W	80	3.40
	138-9010	LED-12/24W / 700 mA - 3000 K	2998.6	27 W	80	3.40
	138-9013	LED-12/24W / 700 mA - 4000 K	3205.4	27 W	80	3.40
symmetric, very narrow beam [EE] 	138-6008	LED-12/36W / 1050 mA - 3000 K	4093.2	40 W	80	3.40
	138-6011	LED-12/36W / 1050 mA - 4000 K	4283.6	40 W	80	3.40
	138-9011	LED-12/24W / 700 mA - 3000 K	2883.7	27 W	80	3.40
	138-9014	LED-12/24W / 700 mA - 4000 K	3082.5	27 W	80	3.40
symmetric, very narrow beam, sharp cut-off [EES] 	138-8993	LED-12/24W / 700 mA - 3000 K	3077.9	27 W	80	3.40
	138-8995	LED-12/24W / 700 mA - 4000 K	3290.2	27 W	80	3.40
symmetric, wide beam [B] 	138-6006	LED-12/36W / 1050 mA - 3000 K	3795.1	40 W	80	3.40
	138-6009	LED-12/36W / 1050 mA - 4000 K	3971.6	40 W	80	3.40
	138-8992	LED-12/24W / 700 mA - 3000 K	2709.2	27 W	80	3.40
	138-8994	LED-12/24W / 700 mA - 4000 K	2896	27 W	80	3.40