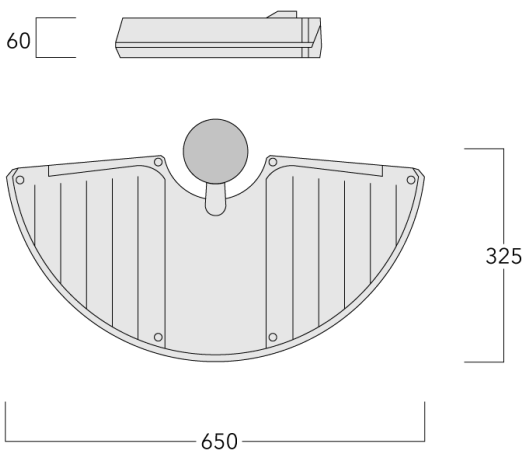


RMC320 LED

Pole mounted

we-ef



Description

IP66, Class I or Class II. IK08. Marine-grade, die-cast aluminium alloy. 5CE superior corrosion protection including PCS hardware. Silicone CCG® Controlled Compression Gasket. RFC® Reflection Free Contour main lens. Integral EC electronic converter. DALI. CAD-optimised OLC® One LED Concept optics for superior illumination and glare control. Factory installed LED circuit board. The luminaire is factory-sealed and does not need to be opened during installation.

Optional 2200 K version up to max. 1050mA available. To be specified at time of ordering.

The optional brackets RM are required for mounting. To be ordered separately.






WE-EF LEUCHTEN GmbH

Töpinger Straße 16, 29646 Bispingen, Germany - Phone: +49 5194 909-0

info@we-ef.com - <https://we-ef.com>

Subject to technical changes and errors. - Generated on 23/10/2024

Specifications**Material description**

Body	Marine-grade, die-cast aluminium alloy
Lens	RFC® Reflection Free Contour technology
Colours	 RAL9004 Signal black  RAL9006 White aluminium  RAL9007 Grey aluminium  RAL7016 Anthracite grey  RAL9016 Traffic white
Gasket	Silicone CCG® Controlled Compression Gasket
Fasteners	PCS Polymer Coated Stainless Steel Hardware
Ingress protection	IP66
Impact resistance	IK08
Corrosion resistance	5CE
Windage	0.046 m ²

Electrical description

Power supply	220-240V / 50-60 Hz
Driver / Ballast	Integral EC electronic converter. DALI
Power factor	> 0.9
Surge protection	6/6 kV (optional SP10)

Additional information







Lifetime	Ta=25° L90B10 > 90000h
Energy efficiency class	C-D (Light source)

RMC320 LED



Pole mounted

Options

Light distribution

	asymmetric, side throw beam [S60]
	asymmetric, side throw beam [S65]
	asymmetric, side throw [S70]
	asymmetric, forward throw [A60]
	rectangular, side throw [R65]
	pedestrian/bicycle lane [P65]



Colour temperature

	3000 K
	4000 K
	2700 K


Nominal Watt



21 W
39 W
59 W
0 W
84 W

Configurations

Light distribution	Part ID	Light source	Rated lumens	Rated input power	CRI	Weight (kg)
asymmetric, forward throw [A60] 	105-0222	LED-18/18W / 350 mA - 2700 K	2114.7	21 W	80	7.50
	105-0222-70	LED-18/18W / 350 mA - 2700 K	2260.5	21 W	70	7.50
	105-0223	LED-18/36W / 700 mA - 2700 K	3750.2	41 W	80	7.50
	105-0223-70	LED-18/36W / 700 mA - 2700 K	4028	41 W	70	7.50
	105-0224	LED-18/54W / 1050 mA - 2700 K	5873.6	59 W	80	7.50
	105-0224-70	LED-18/54W / 1050 mA - 2700 K	6733.2	59 W	70	7.50
	105-7149-70	LED 18/36W / 700 mA - 2700 K	4028	41 W	70	7.50
	105-7155-70	LED 18/54W / 1050 mA - 2700 K	6733.2	59 W	70	7.50
	105-7161-70	LED 18/78W / 1400 mA - 2700 K	8165.8	86 W	70	7.50
	105-9816	LED-18/18W / 350 mA - 3000 K	2260.5	21 W	80	7.50
	105-9816-70	LED-18/18W / 350 mA - 3000 K	2625.1	21 W	70	7.50
	105-9817	LED-18/36W / 700 mA - 3000 K	4028	41 W	80	7.50
	105-9817-70	LED-18/36W / 700 mA - 3000 K	4583.6	41 W	70	7.50
	105-9818	LED-18/54W / 1050 mA - 3000 K	6160.2	59 W	80	7.50
	105-9818-70	LED-18/54W / 1050 mA - 3000 K	7019.7	59 W	70	7.50
	105-9819-70	LED-18/78W / 1400 mA - 3000 K	8506.1	86 W	70	7.50
	105-9820	LED-18/18W / 350 mA - 4000 K	2479.3	21 W	80	7.50
	105-9820-70	LED-18/18W / 350 mA - 4000 K	2771	21 W	70	7.50
	105-9821	LED-18/36W / 700 mA - 4000 K	4305.8	41 W	80	7.50
	105-9821-70	LED-18/36W / 700 mA - 4000 K	4861.4	41 W	70	7.50
105-9822	LED-18/54W / 1050 mA - 4000 K	6446.7	59 W	80	7.50	
105-9822-70	LED-18/54W / 1050 mA - 4000 K	7306.2	59 W	70	7.50	
105-9823-70	LED-18/78W / 1400 mA - 4000 K	8846.3	86 W	70	7.50	
asymmetric, side throw [S70] 	105-0216	LED-18/18W / 350 mA - 2700 K	2318.3	21 W	80	7.50
	105-0216-70	LED-18/18W / 350 mA - 2700 K	2478.2	21 W	70	7.50
	105-0217	LED-18/36W / 700 mA - 2700 K	4111.3	41 W	80	7.50
	105-0217-70	LED-18/36W / 700 mA - 2700 K	4415.9	41 W	70	7.50
	105-0218	LED-18/54W / 1050 mA - 2700 K	6464.7	59 W	80	7.50
	105-0218-70	LED-18/54W / 1050 mA - 2700 K	7410.8	59 W	70	7.50
	105-7148-70	LED 18/36W / 700 mA - 2700 K	4415.9	41 W	70	7.50
	105-7154-70	LED 18/54W / 1050 mA - 2700 K	7410.8	59 W	70	7.50
	105-7160-70	LED 18/78W / 1400 mA - 2700 K	8987.6	86 W	70	7.50
	105-9801	LED-18/18W / 350 mA - 3000 K	2478.2	21 W	80	7.50
	105-9801-70	LED-18/18W / 350 mA - 3000 K	2877.9	21 W	70	7.50
	105-9802	LED-18/36W / 700 mA - 3000 K	4415.9	41 W	80	7.50


Pole mounted

Light distribution	Part ID	Light source	Rated lumens	Rated input power	CRI	Weight (kg)
	105-9802-70	LED-18/36W / 700 mA - 3000 K	5024.9	41 W	70	7.50
	105-9803	LED-18/54W / 1050 mA - 3000 K	6780.1	59 W	80	7.50
	105-9803-70	LED-18/54W / 1050 mA - 3000 K	7726.1	59 W	70	7.50
	105-9804-70	LED-18/78W / 1400 mA - 3000 K	9362	86 W	70	7.50
	105-9805	LED-18/18W / 350 mA - 4000 K	2718	21 W	80	7.50
	105-9805-70	LED-18/18W / 350 mA - 4000 K	3037.8	21 W	70	7.50
	105-9806	LED-18/36W / 700 mA - 4000 K	4720.4	41 W	80	7.50
	105-9806-70	LED-18/36W / 700 mA - 4000 K	5329.5	41 W	70	7.50
	105-9807	LED-18/54W / 1050 mA - 4000 K	7095.4	59 W	80	7.50
	105-9807-70	LED-18/54W / 1050 mA - 4000 K	8041.5	59 W	70	7.50
	105-9812-70	LED-18/78W / 1400 mA - 4000 K	9736.5	86 W	70	7.50
asymmetric, side throw beam [S60]	105-0210	LED-18/18W / 350 mA - 2700 K	2317.9	21 W	80	7.50
	105-0210-70	LED-18/18W / 350 mA - 2700 K	2477.7	21 W	70	7.50
	105-0211	LED-18/36W / 700 mA - 2700 K	4110.6	41 W	80	7.50
	105-0211-70	LED-18/36W / 700 mA - 2700 K	4415.1	41 W	70	7.50
	105-0212	LED-18/54W / 1050 mA - 2700 K	6493.6	59 W	80	7.50
	105-0212-70	LED-18/54W / 1050 mA - 2700 K	7443.8	59 W	70	7.50
	105-7146-70	LED 18/36W / 700 mA - 2700 K	4415.1	41 W	70	7.50
	105-7152-70	LED 18/54W / 1050 mA - 2700 K	7443.8	59 W	70	7.50
	105-7158-70	LED 18/78W / 1400 mA - 2700 K	9027.5	86 W	70	7.50
	105-9771	LED-18/18W / 350 mA - 3000 K	2477.7	21 W	80	7.50
	105-9771-70	LED-18/18W / 350 mA - 3000 K	2877.4	21 W	70	7.50
	105-9772	LED-18/36W / 700 mA - 3000 K	4415.1	41 W	80	7.50
	105-9772-70	LED-18/36W / 700 mA - 3000 K	5024.1	41 W	70	7.50
	105-9773	LED-18/54W / 1050 mA - 3000 K	6810.3	59 W	80	7.50
	105-9773-70	LED-18/54W / 1050 mA - 3000 K	7760.6	59 W	70	7.50
	105-9774-70	LED-18/78W / 1400 mA - 3000 K	9403.7	86 W	70	7.50
	105-9775	LED-18/18W / 350 mA - 4000 K	2717.5	21 W	80	7.50
	105-9775-70	LED-18/18W / 350 mA - 4000 K	3037.2	21 W	70	7.50
	105-9776	LED-18/36W / 700 mA - 4000 K	4719.6	41 W	80	7.50
	105-9776-70	LED-18/36W / 700 mA - 4000 K	5328.6	41 W	70	7.50
	105-9777	LED-18/54W / 1050 mA - 4000 K	7127.1	59 W	80	7.50
	105-9777-70	LED-18/54W / 1050 mA - 4000 K	8077.4	59 W	70	7.50
	105-9778-70	LED-18/78W / 1400 mA - 4000 K	9779.8	86 W	70	7.50
asymmetric, side throw beam [S65]	105-0213	LED-18/18W / 350 mA - 2700 K	2356.9	21 W	80	7.50
	105-0213-70	LED-18/18W / 350 mA - 2700 K	2519.4	21 W	70	7.50

Light distribution	Part ID	Light source	Rated lumens	Rated input power	CRI	Weight (kg)
	105-0214	LED-18/36W / 700 mA - 2700 K	4179.7	41 W	80	7.50
	105-0214-70	LED-18/36W / 700 mA - 2700 K	4489.4	41 W	70	7.50
	105-0215	LED-18/54W / 1050 mA - 2700 K	6638	59 W	80	7.50
	105-0215-70	LED-18/54W / 1050 mA - 2700 K	7609.5	59 W	70	7.50
	105-7141-70	LED-18/18W / 350 mA - 2700 K	2519.4	21 W	70	7.50
	105-7147-70	LED 18/36W / 700 mA - 2700 K	4489.4	41 W	70	7.50
	105-7153-70	LED 18/54W / 1050 mA - 2700 K	7609.5	59 W	70	7.50
	105-7159-70	LED 18/78W / 1400 mA - 2700 K	9228.3	86 W	70	7.50
	105-9786	LED-18/18W / 350 mA - 3000 K	2519.4	21 W	80	7.50
	105-9786-70	LED-18/18W / 350 mA - 3000 K	2925.8	21 W	70	7.50
	105-9787	LED-18/36W / 700 mA - 3000 K	4489.4	41 W	80	7.50
	105-9787-70	LED-18/36W / 700 mA - 3000 K	5108.6	41 W	70	7.50
	105-9788	LED-18/54W / 1050 mA - 3000 K	6961.8	59 W	80	7.50
	105-9788-70	LED-18/54W / 1050 mA - 3000 K	7933.3	59 W	70	7.50
	105-9789-70	LED-18/78W / 1400 mA - 3000 K	9612.9	86 W	70	7.50
	105-9790	LED-18/18W / 350 mA - 4000 K	2763.2	21 W	80	7.50
	105-9790-70	LED-18/18W / 350 mA - 4000 K	3088.3	21 W	70	7.50
	105-9791	LED-18/36W / 700 mA - 4000 K	4799	41 W	80	7.50
	105-9791-70	LED-18/36W / 700 mA - 4000 K	5418.2	41 W	70	7.50
105-9792	LED-18/54W / 1050 mA - 4000 K	7285.6	59 W	80	7.50	
105-9792-70	LED-18/54W / 1050 mA - 4000 K	8257.1	59 W	70	7.50	
105-9793-70	LED-18/78W / 1400 mA - 4000 K	9997.4	86 W	70	7.50	
pedestrian/bicycle lane [P65] 	105-0100	LED-18/18W / 350 mA - 3000 K	2300.8	21 W	80	7.50
	105-0100-70	LED-18/18W / 350 mA - 3000 K	2671.8	21 W	70	7.50
	105-0101	LED-18/18W / 350 mA - 4000 K	2523.4	21 W	80	7.50
	105-0101-70	LED-18/18W / 350 mA - 4000 K	2820.3	21 W	70	7.50
	105-0102	LED-18/36W / 700 mA - 3000 K	4179.3	41 W	80	7.50
	105-0102-70	LED-18/36W / 700 mA - 3000 K	4755.7	41 W	70	7.50
	105-0103	LED-18/36W / 700 mA - 4000 K	4467.5	41 W	80	7.50
	105-0103-70	LED-18/36W / 700 mA - 4000 K	5043.9	41 W	70	7.50
	105-0104	LED-18/54W / 1050 mA - 3000 K	6414.3	59 W	80	7.50
	105-0104-70	LED-18/54W / 1050 mA - 3000 K	7309.4	59 W	70	7.50
	105-0105	LED-18/54W / 1050 mA - 4000 K	6712.7	59 W	80	7.50
	105-0105-70	LED-18/54W / 1050 mA - 4000 K	7607.7	59 W	70	7.50
	105-0225	LED-18/18W / 350 mA - 2700 K	2152.3	21 W	80	7.50
	105-0225-70	LED-18/18W / 350 mA - 2700 K	2300.8	21 W	70	7.50

Light distribution	Part ID	Light source	Rated lumens	Rated input power	CRI	Weight (kg)
	105-0226	LED-18/36W / 700 mA - 2700 K	3891	41 W	80	7.50
	105-0226-70	LED-18/36W / 700 mA - 2700 K	4179.3	41 W	70	7.50
	105-0227	LED-18/54W / 1050 mA - 2700 K	6116	59 W	80	7.50
	105-0227-70	LED-18/54W / 1050 mA - 2700 K	7011	59 W	70	7.50
	105-7101-70	LED-18/78W / 1400 mA - 4000 K	9696.1	86 W	70	7.50
	105-7145-70	LED-18/18W / 350 mA - 2700 K	2300.8	21 W	70	7.50
	105-7151-70	LED 18/36W / 700 mA - 2700 K	4179.3	41 W	70	7.50
	105-7163-70	LED 18/78W / 1400 mA - 2700 K	8950.2	86 W	70	7.50
rectangular, side throw [R65]	105-0219	LED-18/18W / 350 mA - 2700 K	2170.4	21 W	80	7.50
	105-0219-70	LED-18/18W / 350 mA - 2700 K	2320.1	21 W	70	7.50
	105-0220	LED-18/36W / 700 mA - 2700 K	3849.1	41 W	80	7.50
	105-0220-70	LED-18/36W / 700 mA - 2700 K	4134.2	41 W	70	7.50
	105-0221	LED-18/54W / 1050 mA - 2700 K	6003.7	59 W	80	7.50
	105-0221-70	LED-18/54W / 1050 mA - 2700 K	6882.2	59 W	70	7.50
	105-7144-70	LED-18/18W / 350 mA - 2700 K	2320.1	21 W	70	7.50
	105-7150-70	LED 18/36W / 700 mA - 2700 K	4134.2	41 W	70	7.50
	105-7156-70	LED 18/54W / 1050 mA - 2700 K	6882.2	59 W	70	7.50
	105-7162-70	LED 18/78W / 1400 mA - 2700 K	8346.6	86 W	70	7.50
	105-9831	LED-18/18W / 350 mA - 3000 K	2320.1	21 W	80	7.50
	105-9831-70	LED-18/18W / 350 mA - 3000 K	2694.3	21 W	70	7.50
	105-9832	LED-18/36W / 700 mA - 3000 K	4134.2	41 W	80	7.50
	105-9832-70	LED-18/36W / 700 mA - 3000 K	4704.5	41 W	70	7.50
	105-9833	LED-18/54W / 1050 mA - 3000 K	6296.5	59 W	80	7.50
	105-9833-70	LED-18/54W / 1050 mA - 3000 K	7175.1	59 W	70	7.50
	105-9834-70	LED-18/78W / 1400 mA - 3000 K	8694.4	86 W	70	7.50
	105-9835	LED-18/18W / 350 mA - 4000 K	2544.7	21 W	80	7.50
	105-9835-70	LED-18/18W / 350 mA - 4000 K	2844	21 W	70	7.50
	105-9836	LED-18/36W / 700 mA - 4000 K	4419.4	41 W	80	7.50
	105-9836-70	LED-18/36W / 700 mA - 4000 K	4989.6	41 W	70	7.50
	105-9837	LED-18/54W / 1050 mA - 4000 K	6589.4	59 W	80	7.50
	105-9837-70	LED-18/54W / 1050 mA - 4000 K	7468	59 W	70	7.50
	105-9838-70	LED-18/78W / 1400 mA - 4000 K	9042.1	86 W	70	7.50

rectangular, side throw [R65]



RMC320 LED

Pole mounted

Control

Eco Step Dim® Basic

Description	Part ID
Eco Step Dim® Basic LED	430-0001

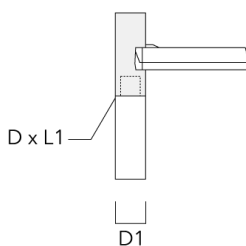
Eco Step Dim® Advanced

Description	Part ID
Eco Step Dim® Advanced LED	430-0002

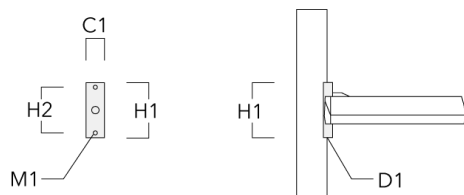
Mounting Accessories

Wall and pole brackets RM

Description	Part ID	C1	C2	C3	D1	D × L1	H1	H2	M1	Weight (kg)
RM1-76 Pole bracket, single	105-9847				102	76 x 80				1.00

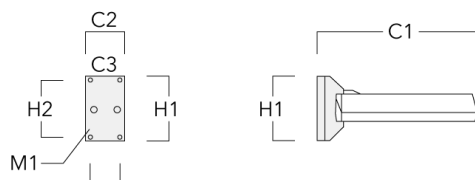


RM1-S Pole bracket, short	105-9845	50			≥ 76		150	124	11	0.60
---------------------------	----------	----	--	--	------	--	-----	-----	----	------

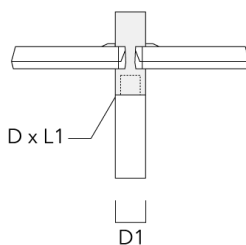


Pole mounted

Description	Part ID	C1	C2	C3	D1	D × L1	H1	H2	M1	Weight (kg)
RM1-W Wall bracket, single	105-9846	375	105	80			175	155	6	1.30



RM2-76 Pole bracket, double	105-9848				102	76 x 80				1.00
-----------------------------	----------	--	--	--	-----	---------	--	--	--	------



Optical Accessories**Light shield**

Description	Part ID	Additional information
LS180-[A60]	430-0038	Light shield LS180 to greatly reduce or eliminate light pollution. PA injection moulded component, black matt. Suitable for asymmetric light distribution [A60].
LS180	430-0029	Glare Shield for backlight spill. Glare Shield factory-installed or available as retrofit kit. Suitable for [S60], [S65], [S70], [R65], [P65] lenses. Must be specified at time of ordering.

RMC320 LED

Pole mounted

WE-EF LEUCHTEN GmbH

Töpinger Straße 16, 29646 Bispingen, Germany

Phone: +49 5194 909-0

info@we-ef.com

<https://we-ef.com>

Subject to technical changes and errors.

Generated on 23/10/2024