

Description

IP55. Class I. IK10. 5CE superior corrosion protection including PCS hardware. Silicone CCG® Controlled Compression Gaskets. Polycarbonate main lens. CAD-optimized indirect optics for superior illumination and glare control. 0-10V Dimming comes standard with luminaire.

Recommended mounting height 15-30 ft.

Specify product with 7 Digit product code - Finish Color. Accessories, such as mounting, optical, and electrical, must be specified separately.

Example: XXX-XXXX-9004 (Black)
+ XXX-XXXX (Accessory 1)

Street and Area Lighting

Specifications
Material description

Body	Marine-grade die-cast aluminium alloy
Lens	Clear polycarbonate outer lens
Colors	<div><div></div> RAL9004 Black</div> <div><div></div> RAL9007 Grey Metallic</div> <div><div></div> RAL9016 White</div> <div><div></div> RAL8019 Dark Bronze</div>
Gasket	Silicone rubber gasket
Fasteners	PCS Polymer Coated Stainless Steel hardware
Ingress protection	IP55
Impact resistance	IK10
Corrosion resistance	5CE
Windage	1.58 ft²

Electrical description

Power supply	Integral [ECG] electronic driver 120V-277V. 0-10V dimmable, to be specified with order.
Driver / Ballast	Integral EC electronic converter
Power factor	> 0.9
Surge protection	In-line bracket 10kV Surge Protector

Additional information

Lifetime	Ta=25°/40° L70B50 > 50000h
Listings	ETL, UL-1598, CSA-C22.2#250.0. Suitable for Wet Locations.

Options

Light distribution



symmetric distribution [C60]

Color temperature


Nominal Watt



3000 K

2 W

27 W




4000 K



2700 K

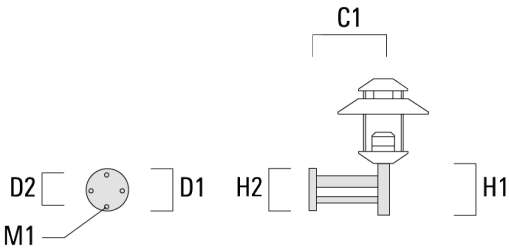
Configurations

Light distribution	Part ID	Light source	Delivered lumens	Rated input power	CRI	Weight (lb)
symmetric distribution [C60] 	159-0302	LED-FT-17W (3000K)	1863.3	20 W	80	20.10
	159-0303	LED-FT-17W (4000K)	1942.2	20 W	80	20.10
	159-0308	LED-FT-24W (3000K)	2561.2	27 W	80	20.10
	159-0309	LED-FT-24W (4000K)	2670.5	27 W	80	20.10
	159-0336	LED-FT-17W (2700K)	1781.3	20 W	80	20.10
	159-0337	LED-FT-24W (2700K)	2458.1	27 W	80	20.10

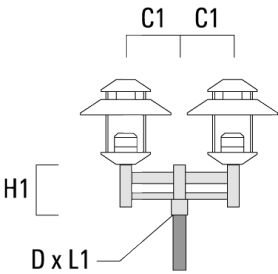
Mounting Accessories

Wall and pole brackets AZ

Description	Part ID	C1	D1	D2	D × L1	H1	H2	L	M1	Weight (lb)	C	H
AZO-400 Wall bracket, single	155-0266	15.75	10.83	9.25		13.78	10.83		0.47	8.82	400	270



AZ20-400 Pole bracket, double	155-0304	15.75			2.99 x 3.15	15.35		2.99		15.43	400	270
-------------------------------	----------	-------	--	--	-------------	-------	--	------	--	-------	-----	-----



Street and Area Lighting

Description	Part ID	C1	D1	D2	D × L1	H1	H2	L	M1	Weight (lb)	C	H
AZ30-400 Pole bracket, triple	155-0306	15.75			2.99 x 3.15	15.35		2.99		21.61	400	270

