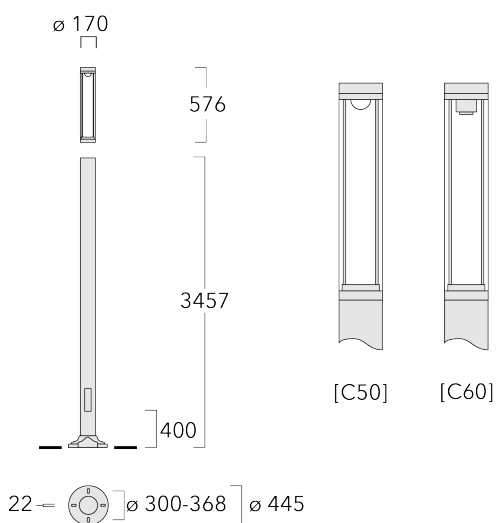


# LTM440 LED-FT

## Light columns



### Description

IP66, Class I. IK10. Marine-grade die-cast aluminium alloy. 5CE superior corrosion protection including PCS hardware. Silicone CCG<sup>®</sup> Controlled Compression Gasket. Polycarbonate main lens. CAD-optimised optics for superior illumination and glare control.




Service door with fused cable connecting box.

## Light columns

### Specifications

#### Material description

---

Body	Marine-grade, all-aluminium construction
Colours	 RAL9004 Signal black
	 RAL9006 White aluminium
	 RAL9007 Grey aluminium
Gasket	Silicone CCG® Controlled Compression Gasket
Fasteners	PCS Polymer Coated Stainless Steel hardware
Ingress protection	IP66
Impact resistance	IK10
Corrosion resistance	5CE

---

#### Electrical description

---

Power supply	220-240V / 50-60 Hz
Driver / Ballast	Integral EC electronic converter

---

#### Additional information

---

Lifetime	Ta=40° L70B50 > 50000h
----------	------------------------




---

# LTM440 LED-FT


## Light columns

### Options

#### Light distribution

-  controlled symmetric distribution [C50]
-  symmetric distribution [C60]
-  rectangular [R50]

#### Colour temperature

-  3000 K
-  4000 K
-  2700 K

#### Nominal Watt

- 27 W
- 2 W

## Light columns

## Configurations

Light distribution	Part ID	Light source	Rated lumens	Rated input power	CRI	Weight (kg)
controlled symmetric distribution [C50]	115-1565	LED-FT-37W / 700 mA - 3000 K	5171.3	42 W	80	25.00
	115-1837	LED-FT-37W / 700 mA - 2700 K	5020.2	42 W	80	25.00
rectangular [R50]	115-1840	LED-FT-17W / 500 mA - 3000 K	2403.3	20 W	80	25.00
	115-1845	LED-FT-17W / 500 mA - 4000 K	2505.1	20 W	80	25.00
	115-1846	LED-FT-17W / 500 mA - 2700 K	2297.6	20 W	80	25.00
	115-1847	LED-FT-24W / 700 mA - 3000 K	3303.6	27 W	80	25.00
	115-1848	LED-FT-24W / 700 mA - 4000 K	3444.5	27 W	80	25.00
	115-1849	LED-FT-24W / 700 mA - 2700 K	3170.5	27 W	80	25.00
	115-1850	LED-FT-37W / 700 mA - 3000 K	4955.4	42 W	80	25.00
	115-1851	LED-FT-37W / 700 mA - 4000 K	5241.1	42 W	80	25.00
	115-1852	LED-FT-37W / 700 mA - 2700 K	4810.5	42 W	80	25.00
symmetric distribution [C60]	115-1563	LED-FT-37W / 700 mA - 3000 K	4270.5	42 W	80	25.00
	115-1564	LED-FT-37W / 700 mA - 4000 K	4516.7	42 W	80	25.00
	115-1838	LED-FT-37W / 700 mA - 2700 K	4145.7	42 W	80	25.00

**Optical Accessories**

**Light shield**

Description	Part ID
LS180-[C60]	159-0321