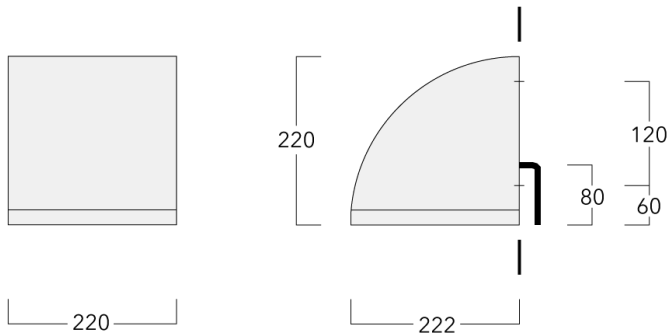


# OLV334 LED

## Wall luminaires surface mounted








### Description

IP65, Class I. Class II on request. IK07. Marine-grade, die-cast aluminium alloy. 5CE superior corrosion protection including PCS hardware. Silicone CCG® Controlled Compression Gasket. Safety glass lens. Two cable entries. Integral EC electronic converter. CAD-optimised optics for superior illumination and glare control. OLC® One LED Concept. Factory installed LED circuit board. 1-10V or DALI interface on request. Optional 2200 K version available. To be specified at time of ordering.

Can be mounted up or down.

**Wall luminaires surface mounted****Specifications****Material description**

---

Body	Marine-grade die-cast aluminium alloy
Lens	Safety glass lens
Colours	 RAL9004 Signal black  RAL9006 White aluminium  RAL9007 Grey aluminium  RAL7016 Anthracite grey  RAL9016 Traffic white
Gasket	Silicone CCG® Controlled Compression Gasket
Fasteners	PCS Polymer Coated Stainless Steel Hardware
Ingress protection	IP65
Impact resistance	IK07
Corrosion resistance	5CE

---

**Electrical description**

---

Power supply	220-240V / 50-60 Hz
Driver / Ballast	Standard. Optional DALI version available. To be specified at time of ordering.
Surge protection	1/2 kV (optional SP10)

---

**Additional information**

---

Lifetime	Ta=25° L90B10 > 90000h
Energy efficiency class	C-D (Light source)

---

# OLV334 LED

Wall luminaires surface mounted

## Options

### Light distribution



asymmetric, side throw [S70]



rectangular, side throw [R65]



asymmetric, forward throw [A60]

### Colour temperature



3000 K



4000 K



2700 K




### Nominal Watt

15 W

29 W

0 W

### Configurations

Light distribution	Part ID	Light source	Rated lumens	Rated input power	CRI	Weight (kg)
asymmetric, forward throw [A60] 	132-0530	LED-12/12W / 350 mA - 3000 K	1476.3	13.9 W	80	6.60
	132-0531	LED-12/12W / 350 mA - 4000 K	1619.1	13.9 W	80	6.60
	132-0540	LED-12/24W / 700 mA - 3000 K	2630.6	27 W	80	6.60
	132-0541	LED-12/24W / 700 mA - 4000 K	2812	27 W	80	6.60
	132-0641	LED-12/12W / 350 mA - 2700 K	1381	13.9 W	80	6.60
	132-0642	LED-12/24W / 700 mA - 2700 K	2449.2	27 W	80	6.60
asymmetric, side throw [S70] 	132-0526	LED-12/12W / 350 mA - 3000 K	1549.2	13.9 W	80	6.60
	132-0527	LED-12/12W / 350 mA - 4000 K	1699.2	13.9 W	80	6.60
	132-0536	LED-12/24W / 700 mA - 3000 K	2760.6	27 W	80	6.60
	132-0537	LED-12/24W / 700 mA - 4000 K	2951	27 W	80	6.60
	132-0637	LED-12/12W / 350 mA - 2700 K	1449.3	13.9 W	80	6.60
	132-0638	LED-12/24W / 700 mA - 2700 K	2570.2	27 W	80	6.60
rectangular, side throw [R65] 	132-0528	LED-12/12W / 350 mA - 3000 K	1394.4	13.9 W	80	6.60
	132-0529	LED-12/12W / 350 mA - 4000 K	1529.4	13.9 W	80	6.60
	132-0538	LED-12/24W / 700 mA - 3000 K	2484.7	27 W	80	6.60
	132-0539	LED-12/24W / 700 mA - 4000 K	2656.1	27 W	80	6.60
	132-0639	LED-12/12W / 350 mA - 2700 K	1304.5	13.9 W	80	6.60
	132-0640	LED-12/24W / 700 mA - 2700 K	2313.3	27 W	80	6.60

**Wall luminaires surface mounted****Control****DALI interface**

Description	Part ID	Additional information	C
DALI interface	430-0013	DALI variant. The luminaire is equipped with a DT6 Dali driver (Dali 2.0).	90

## Dali 2.0

- Application controllers and Input devices defined
- Single-masters and multi-masters allowed
- Event priorities defined
- Separate addressing & grouping from control gear

Note: Mixing Dali 1 and Dali 2.0 drivers can cause problems because the addressing and the command scope has changed!