

**OLV340 LED**

**Wall luminaires surface mounted**

***we-ef***



**WE-EF LIGHTING (Thailand) Co., Ltd.**

57 Moo 5, Kingkaew Rd., Bangplee, 10540 Samutprakarn - Phone: +66 2 738 96 20 - Fax: +66 2 738 96 29

<https://we-ef.com/asia>

Subject to technical changes and errors. - Generated on 23/11/2024

# OLV340 LED

## Wall luminaires surface mounted

**we-ef**



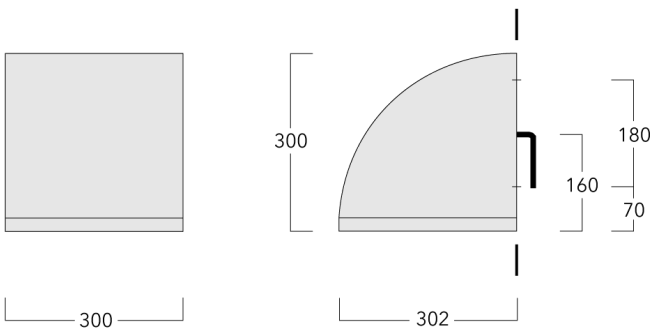
### Description

IP65. IK07. Marine-grade, die-cast aluminium alloy. 5CE superior corrosion protection including PCS hardware. Powdercoat finish in black RAL 9004, grey aluminium RAL 9007 or white RAL 9016. Safety glass lens. Silicone CCG® Controlled Compression Gasket.

Integral EC electronic converter. Advanced thermal management protects LEDs while optimising lumens output. CAD-optimised optics for superior illumination and glare control. OLC® One LED Concept. Two cable entries. Optional 2200 K version available. To be specified at time of ordering.

Luminaire can be mounted for up or down lighting.

IK10 on request with polycarbonate lens.



### WE-EF LIGHTING (Thailand) Co., Ltd.

57 Moo 5, Kingkaew Rd., Bangplee, 10540 Samutprakarn - Phone: +66 2 738 96 20 - Fax: +66 2 738 96 29

<https://we-ef.com/asia>

Subject to technical changes and errors. - Generated on 23/11/2024





# OLV340 LED

## Wall luminaires surface mounted

### Specifications

#### Material description

---

Body	Marine-grade, die-cast aluminium alloy
Lens	Safety glass lens
Colours	 RAL9004 Signal black  RAL9007 Grey aluminium  RAL7016 Anthracite grey  RAL9016 Traffic white
Gasket	Silicone CCG® Controlled Compression Gasket
Fasteners	PCS Polymer Coated Stainless Steel Hardware
Ingress protection	IP65
Impact resistance	IK07
Corrosion resistance	5CE

---

#### Electrical description

---

Power supply	220-240V / 50-60 Hz
Driver / Ballast	Integral EC electronic converter

---

#### Additional information

---

Lifetime	Ta=25° L90B10 > 90000h
----------	------------------------

---

# OLV340 LED

Wall luminaires surface mounted

**we-ef**

## Options

### Light distribution



symmetric, medium beam [M]



symmetric, very narrow beam, sharp cut-off [EES]

### Colour temperature



3000 K



4000 K



2700 K

### Nominal Watt

29 W



42 W

0 W

# OLV340 LED

## Wall luminaires surface mounted

### Configurations

Light distribution	Part ID	Light source	Rated lumens	Rated input power	CRI	Weight (kg)
 symmetric, medium beam [M]	132-0542	LED-24/24W / 350 mA - 3000 K	3232.1	26.5 W	80	11.40
	132-0543	LED-24/24W / 350 mA - 4000 K	3544.9	26.5 W	80	11.40
	132-0552	LED-24/36W / 500 mA - 3000 K	4483.2	39 W	80	11.40
	132-0553	LED-24/36W / 500 mA - 4000 K	4796	39 W	80	11.40
	132-0643	LED-24/24W / 350 mA - 2700 K	3023.6	26.5 W	80	11.40
	132-0644	LED-24/36W / 500 mA - 2700K	4170.5	39 W	80	11.40
 symmetric, very narrow beam, sharp cut-off [EES]	132-0544	LED-24/24W / 350 mA - 3000 K	3443.5	26.5 W	80	11.40
	132-0545	LED-24/24W / 350 mA - 4000 K	3776.7	26.5 W	80	11.40
	132-0554	LED-24/36W / 500 mA - 3000 K	4776.5	39 W	80	11.40
	132-0555	LED-24/36W / 500 mA - 4000 K	5109.7	39 W	80	11.40
	132-0645	LED-24/24W / 350 mA - 2700 K	3221.3	26.5 W	80	11.40
	132-0646	LED-24/36W / 500 mA - 2700K	4443.2	39 W	80	11.40

# OLV340 LED

Wall luminaires surface mounted

**we-ef**

## Control

### 1-10 V analogue dimming interface

---

Description	Part ID	C
1-10 V analogue dimming interface	430-0011	90

---

**Wall luminaires surface mounted****DALI interface**

Description	Part ID	Additional information	C
DALI interface	430-0013	DALI variant. The luminaire is equipped with a DT6 Dali driver (Dali 2.0).	90

## Dali 2.0

- Application controllers and Input devices defined
- Single-masters and multi-masters allowed
- Event priorities defined
- Separate addressing & grouping from control gear

Note: Mixing Dali 1 and Dali 2.0 drivers can cause problems because the addressing and the command scope has changed!