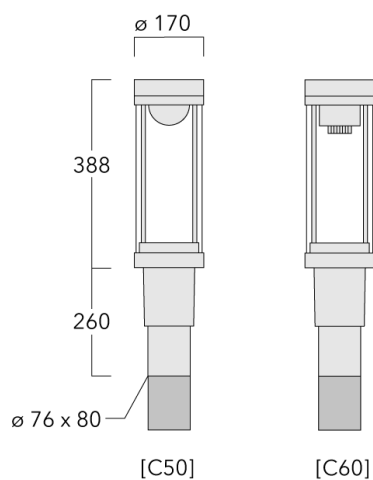


# ZFT430-FT LED

Pole mounted

**we-ef**



## Description






IP66, Class I. Class II on request. IK09. Marine-grade, die-cast aluminium alloy. 5CE superior corrosion protection including PCS hardware. Silicone CCG<sup>®</sup> Controlled Compression Gasket. PMMA main lens. Integral EC electronic converter in thermally separated compartment. CAD-optimised indirect optics for superior illumination and glare control. Factory installed LED circuit board. The luminaire is factory-sealed and does not need to be opened during installation.

## Pole mounted

### Specifications

#### Material description

---

Body	Marine-grade, die-cast aluminium alloy
Lens	PMMA
Colours	 RAL9004 Signal black  RAL9006 White aluminium  RAL9007 Grey aluminium  RAL7016 Anthracite grey  RAL9016 Traffic white
Gasket	Silicone CCG® Controlled Compression Gasket
Fasteners	PCS Polymer Coated Stainless Steel Hardware
Ingress protection	IP66
Impact resistance	IK09
Corrosion resistance	5CE
Windage	0.104 m <sup>2</sup>

---

#### Electrical description

---

Power supply	220-240V / 50-60 Hz
Driver / Ballast	Integral EC electronic converter in thermally-separated compartment
Power factor	> 0.9
Surge protection	6/6 kV (optional SP10)

---

#### Additional information

---

Lifetime	Ta=25° L70B50 > 50000h
Energy efficiency class	C-D (Light source)

---




# ZFT430-FT LED

Pole mounted




**we-ef**

## Options

### Light distribution

	symmetric distribution [C60]
	controlled symmetric distribution [C50]
	rectangular [R50]




### Colour temperature

	3000 K
	4000 K
	2700 K

### Nominal Watt

27 W  
2 W  
42 W  
24 W

## Configurations

Light distribution	Part ID	Light source	Rated lumens	Rated input power	CRI	Weight (kg)
controlled symmetric distribution [C50] 	115-1531	LED-FT-12W / 350 mA - 3000 K	1698	14 W	80	5.40
	115-1532	LED-FT-12W / 350 mA - 4000 K	1789.1	14 W	80	5.40
	115-1535	LED-FT-24W / 700 mA - 3000 K	3495.5	27 W	80	5.40
	115-1536	LED-FT-24W / 700 mA - 4000 K	3644.6	27 W	80	5.40
	115-1537	LED-FT-37W / 700 mA - 3000 K	5243.2	42 W	80	5.40
	115-1538	LED-FT-37W / 700 mA - 4000 K	5545.5	42 W	80	5.40
	115-1582	LED-FT-12W / 350 mA - 2700 K	1590.4	14 W	80	5.40
	115-1583	LED-FT-24W / 700 mA - 2700 K	3354.7	27 W	80	5.40
	115-1584	LED-FT-37W / 700 mA - 2700 K	5090	42 W	80	5.40
rectangular [R50] 	115-1841	LED-FT-12W / 350 mA - 3000 K	1578.2	14 W	80	5.40
	115-1853	LED-FT-12W / 350 mA - 4000 K	1662.9	14 W	80	5.40
	115-1854	LED-FT-12W / 350 mA - 2700 K	1478.2	14 W	80	5.40
	115-1855	LED-FT-24W / 700 mA - 3000 K	3248.9	27 W	80	5.40
	115-1856	LED-FT-24W / 700 mA - 4000 K	3387.4	27 W	80	5.40
	115-1857	LED-FT-24W / 700 mA - 2700 K	3118	27 W	80	5.40
	115-1858	LED-FT-37W / 700 mA - 3000 K	4873.3	42 W	80	5.40
	115-1859	LED-FT-37W / 700 mA - 4000 K	5154.3	42 W	80	5.40
	115-1860	LED-FT-37W / 700 mA - 2700 K	4730.9	42 W	80	5.40
	115-2074	LED-FT-17W / 500 mA - 3000 K	2363.5	20 W	80	5.40
	115-2075	LED-FT-17W / 500 mA - 4000 K	2463.6	20 W	80	5.40
	115-2076	LED-FT-17W / 500 mA - 2700 K	2259.6	20 W	80	5.40
symmetric distribution [C60] 	115-1241	LED-FT-24W / 700 mA - 3000 K	2609.8	27 W	80	5.40
	115-1242	LED-FT-24W / 700 mA - 4000 K	2721.1	27 W	80	5.40
	115-1283	LED-FT-37W / 700 mA - 3000 K	3914.7	42 W	80	5.40
	115-1284	LED-FT-37W / 700 mA - 4000 K	4140.4	42 W	80	5.40
	115-1343	LED-FT-12W / 350 mA - 3000 K	1267.8	14 W	80	5.40
	115-1344	LED-FT-12W / 350 mA - 4000 K	1335.8	14 W	80	5.40
	115-1585	LED-FT-12W / 350 mA - 2700 K	1187.4	14 W	80	5.40
	115-1586	LED-FT-24W / 700 mA - 2700 K	2504.7	27 W	80	5.40
	115-1620	LED-FT-37W / 700 mA - 2700 K	3800.3	42 W	80	5.40

# ZFT430-FT LED

Pole mounted

**we-ef**

## Control

### Eco Step Dim® Basic

Description	Part ID
Eco Step Dim® Basic LED	430-0001

### Eco Step Dim® Advanced

Description	Part ID
Eco Step Dim® Advanced LED	430-0002

**Fagerhult Lighting Ltd**

33-34 Dolben Street, SE1 0UQ London, United Kingdom

<https://we-ef.com/uk>

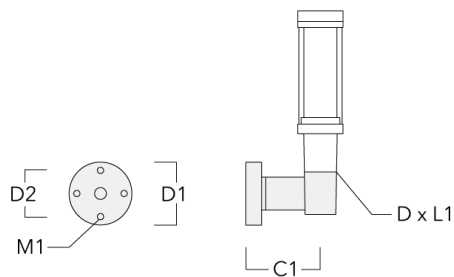
Subject to technical changes and errors. - Generated on 23/11/2024

Pole mounted

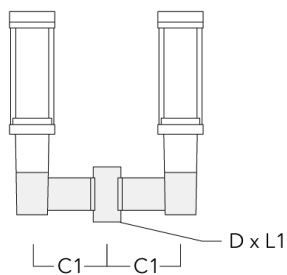
## Mounting Accessories

### Wall and pole brackets RZ

Description	Part ID	C1	D1	D2	D × L1	M1	Weight (kg)
RZ0-400 Wall bracket, single	115-1324	277	231	195	76 x 80	12	3.50



RZ2-400 Pole bracket, double	115-1323	258			76 x 100		4.90
------------------------------	----------	-----	--	--	----------	--	------



Pole mounted

### Optical Accessories

#### Light shield

---

Description	Part ID	H1
LS180-[C60]	159-0321	120

---

