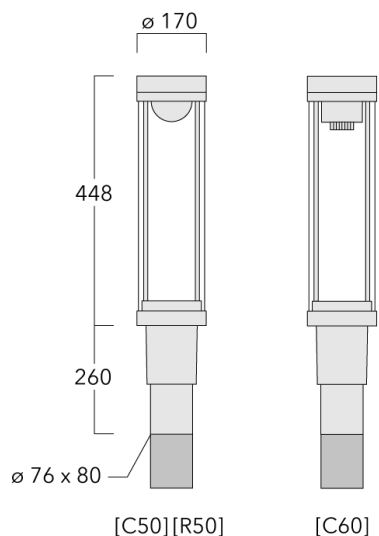


# ZFT440-FT LED

Pole mounted

**we-ef**








## Description

IP66, Class I. Class II on request. IK09. Marine-grade, die-cast aluminium alloy. 5CE superior corrosion protection including PCS hardware. Silicone CCG® Controlled Compression Gasket. PMMA main lens. Integral EC electronic converter in thermally separated compartment. CAD-optimised indirect optics for superior illumination and glare control. Factory installed LED circuit board. The luminaire is factory-sealed and does not need to be opened during installation.

**Pole mounted****Specifications****Material description**

---

Body	Marine-grade, die-cast aluminium alloy
Lens	PMMA
Colours	 RAL9004 Signal black  RAL9006 White aluminium  RAL9007 Grey aluminium  RAL7016 Anthracite grey  RAL9016 Traffic white
Gasket	Silicone CCG® Controlled Compression Gasket
Fasteners	PCS Polymer Coated Stainless Steel Hardware
Ingress protection	IP66
Impact resistance	IK09
Corrosion resistance	5CE
Windage	0.133 m <sup>2</sup>

---

**Electrical description**

---

Power supply	220-240V / 50-60 Hz
Driver / Ballast	Integral EC electronic converter in thermally-separated compartment
Power factor	> 0.9
Surge protection	6/6 kV (optional SP10)

---

**Additional information**

---

Lifetime	Ta=25° L70B50 > 50000h
Energy efficiency class	C-D (Light source)

---


# ZFT440-FT LED

Pole mounted

**we-ef**

## Options

### Light distribution



symmetric distribution [C60]



controlled symmetric distribution [C50]



rectangular [R50]

### Colour temperature



3000 K



4000 K



2700 K

### Nominal Watt




27 W

42 W

2 W

24 W

## Configurations

Light distribution	Part ID	Light source	Rated lumens	Rated input power	CRI	Weight (kg)
controlled symmetric distribution [C50] 	115-1539	LED-FT-12W / 350 mA - 3000 K	1756.3	14 W	80	5.50
	115-1540	LED-FT-12W / 350 mA - 4000 K	1850.6	14 W	80	5.50
	115-1541	LED-FT-24W / 700 mA - 3000 K	3615.5	27 W	80	5.50
	115-1542	LED-FT-24W / 700 mA - 4000 K	3769.7	27 W	80	5.50
	115-1543	LED-FT-37W / 700 mA - 3000 K	5423.2	42 W	80	5.50
	115-1544	LED-FT-37W / 700 mA - 4000 K	5735.9	42 W	80	5.50
	115-1587	LED-FT-12W / 350 mA - 2700 K	1645	14 W	80	5.50
	115-1588	LED-FT-24W / 700 mA - 2700 K	3469.8	27 W	80	5.50
	115-1589	LED-FT-37W / 700 mA - 2700 K	5264.7	42 W	80	5.50
rectangular [R50] 	115-1842	LED-FT-12W / 350 mA - 3000 K	1549.3	14 W	80	5.50
	115-1861	LED-FT-12W / 350 mA - 4000 K	1632.4	14 W	80	5.50
	115-1862	LED-FT-12W / 350 mA - 2700 K	1451.1	14 W	80	5.50
	115-1863	LED-FT-24W / 700 mA - 3000 K	3189.3	27 W	80	5.50
	115-1864	LED-FT-24W / 700 mA - 4000 K	3325.3	27 W	80	5.50
	115-1865	LED-FT-24W / 700 mA - 2700 K	3060.8	27 W	80	5.50
	115-1866	LED-FT-37W / 700 mA - 3000 K	4784	42 W	80	5.50
	115-1867	LED-FT-37W / 700 mA - 4000 K	5059.8	42 W	80	5.50
	115-1868	LED-FT-37W / 700 mA - 2700 K	4644.1	42 W	80	5.50
	115-2077	LED-FT-17W / 500 mA - 3000 K	2320.2	20 W	80	5.50
	115-2078	LED-FT-17W / 500 mA - 4000 K	2418.4	20 W	80	5.50
115-2079	LED-FT-17W / 500 mA - 2700 K	2218.2	20 W	80	5.50	
symmetric distribution [C60] 	115-1243	LED-FT-24W / 700 mA - 3000 K	2681.2	27 W	80	5.50
	115-1244	LED-FT-24W / 700 mA - 4000 K	2795.5	27 W	80	5.50
	115-1245	LED-FT-37W / 700 mA - 3000 K	4021.8	42 W	80	5.50
	115-1246	LED-FT-37W / 700 mA - 4000 K	4253.7	42 W	80	5.50
	115-1341	LED-FT-12W / 350 mA - 3000 K	1302.5	14 W	80	5.50
	115-1342	LED-FT-12W / 350 mA - 4000 K	1372.4	14 W	80	5.50
	115-1529	LED-FT-24W / 700 mA - 2700 K	2573.2	27 W	80	5.50
	115-1590	LED-FT-12W / 350 mA - 2700 K	1219.9	14 W	80	5.50
	115-1619	LED-FT-37W / 700 mA - 2700 K	3904.2	42 W	80	5.50

# ZFT440-FT LED

Pole mounted

**we-ef**

## Control

### Eco Step Dim® Basic

Description	Part ID
Eco Step Dim® Basic LED	430-0001

### Eco Step Dim® Advanced

Description	Part ID
Eco Step Dim® Advanced LED	430-0002

**Fagerhult Lighting Ltd**

33-34 Dolben Street, SE1 0UQ London, United Kingdom

<https://we-ef.com/uk>

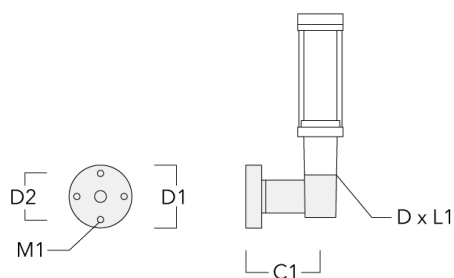
Subject to technical changes and errors. - Generated on 23/10/2024

Pole mounted

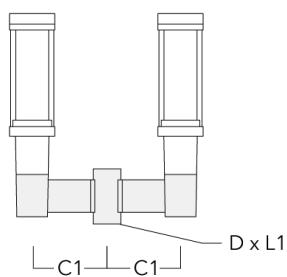
## Mounting Accessories

### Wall and pole brackets RZ

Description	Part ID	C1	D1	D2	D × L1	M1	Weight (kg)
RZ0-400 Wall bracket, single	115-1324	277	231	195	76 x 80	12	3.50



RZ2-400 Pole bracket, double	115-1323	258			76 x 100		4.90
------------------------------	----------	-----	--	--	----------	--	------

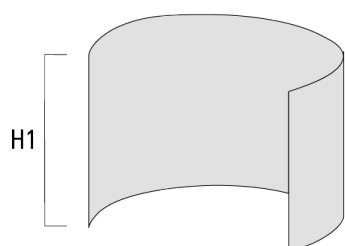


Pole mounted

## Optical Accessories

### Light shield

Description	Part ID	H1
LS180-[C60]	159-0321	120



**ZFT440-FT LED**

**Pole mounted**

**Fagerhult Lighting Ltd**

33-34 Dolben Street, SE1 0UQ London, United Kingdom

<https://we-ef.com/uk>

Subject to technical changes and errors.  
Generated on 23/10/2024