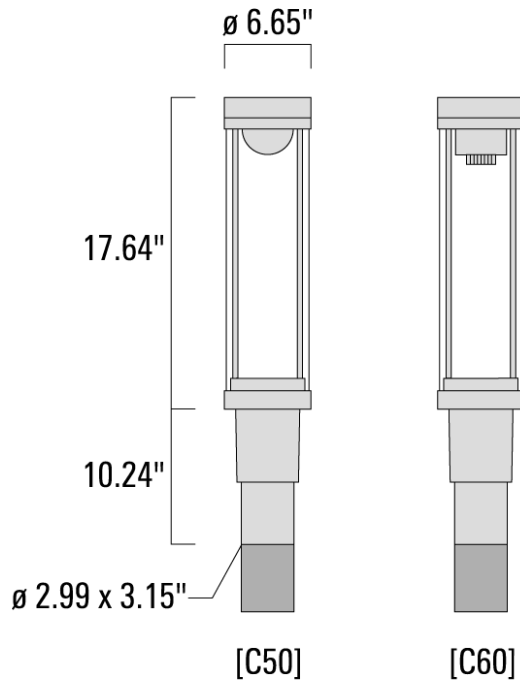


# ZFT440-FT LED

## Street and Area Lighting

**we-ef**



### Description

IP66. Post top luminaire with shielded light source and canopy highlight feature.

#### WE-EF LIGHTING USA, LLC

410-D Keystone Drive, 15086 Warrendale, PA 15086 - Phone: +1 724 742 0030  
customersupport.usa@we-ef.com - <https://we-ef.com/us>

Subject to technical changes and errors. - Generated on 11/23/2024





# ZFT440-FT LED

## Street and Area Lighting

### Specifications

#### Material description

---

Body	Marine-grade die-cast aluminium alloy
Lens	LED PMMA double lens
Colors	 RAL9004 Black  RAL9007 Grey Metallic  RAL9016 White  RAL8019 Dark Bronze
Gasket	Silicone rubber gasket
Fasteners	PCS polymer coated stainless steel hardware
Ingress protection	IP66
Impact resistance	IK09
Corrosion resistance	5CE
Windage	0.133 m <sup>2</sup>

---

#### Electrical description

---

Power supply	Integral [ECG] electronic LED driver in 120 - 277 volt.
Driver / Ballast	Integral EC electronic converter in thermally-separated compartment
Power factor	> 0.9

---

#### Additional information

---

Lifetime	Ta=25°/40° L70B50 > 50000h
Listings	Contact WE-EF USA for ETL/UL certification status.

---

#### WE-EF LIGHTING USA, LLC

410-D Keystone Drive, 15086 Warrendale, PA 15086 - Phone: +1 724 742 0030

customersupport.usa@we-ef.com - <https://we-ef.com/us>

Subject to technical changes and errors. - Generated on 11/23/2024

# ZFT440-FT LED

## Street and Area Lighting



### Options

#### Light distribution



symmetric distribution [C60]



[C50] Type V Short

#### Color temperature



3000 K



4000 K



2700 K

#### Nominal Watt

24 W

2 W

42 W

27 W

#### WE-EF LIGHTING USA, LLC

410-D Keystone Drive, 15086 Warrendale, PA 15086 - Phone: +1 724 742 0030



customersupport.usa@we-ef.com - <https://we-ef.com/us>

Subject to technical changes and errors. - Generated on 11/23/2024

# ZFT440-FT LED

## Street and Area Lighting

### Configurations

Light distribution	Part ID	Light source	Rated lumens	Rated input power	CRI	Weight (lb)
[C50] Type V Short 	115-1539	LED-FT 12W (3000K)	1756.3	14 W	80	13.00
	115-1540	LED-FT 12W (4000K)	1850.6	14 W	80	13.00
	115-1541	LED-FT-24W (3000K)	3615.5	27 W	80	13.00
	115-1542	LED-FT-24W (4000K)	3769.7	27 W	80	13.00
	115-1543	LED-FT-37W (3000K)	5423.2	42 W	80	5.50
	115-1544	LED-FT-37W (4000K)	5735.9	42 W	80	5.50
	115-1587	LED-FT-12W (2700K)	1645	14 W	80	13.00
	115-1588	LED-FT-24W (2700K)	3469.8	27 W	80	13.00
	115-1589	LED-FT-37W (2700K)	5264.7	42 W	80	5.50
symmetric distribution [C60] 	115-1341	LED-FT 12W (3000K)	1302.5	14 W	80	13.00
	115-1342	LED-FT 12W (4000K)	1372.4	14 W	80	13.00
	115-1529	LED-FT-24W (2700K)	2573.2	27 W	80	13.00
	115-1590	LED-FT-12W (2700K)	1219.9	14 W	80	13.00

**WE-EF LIGHTING USA, LLC**

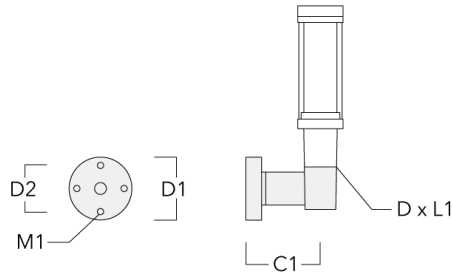
410-D Keystone Drive, 15086 Warrendale, PA 15086 - Phone: +1 724 742 0030  
customersupport.usa@we-ef.com - <https://we-ef.com/us>

Subject to technical changes and errors. - Generated on 11/23/2024

### Mounting Accessories

#### Wall and pole brackets RZ

Description	Part ID	C1	D1	D2	D x L1	M1	Weight (lb)
RZ0-400 Wall bracket, single	115-1324	10.90"	9.1"	7.67"	3" x 3"	0.47"	7.72 lbs



RZ2-400 Pole bracket, double	115-1323	10.16"			3" x 3"		10.8 lbs
------------------------------	----------	--------	--	--	---------	--	----------

