

**CFT540 LED**

**Pole mounted**

**we-ef**



**WE-EF LEUCHTEN GmbH**

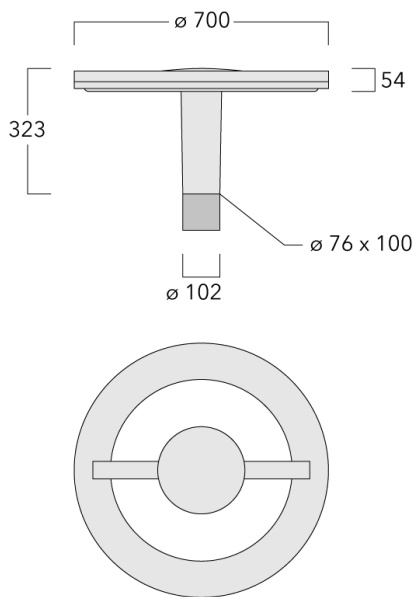
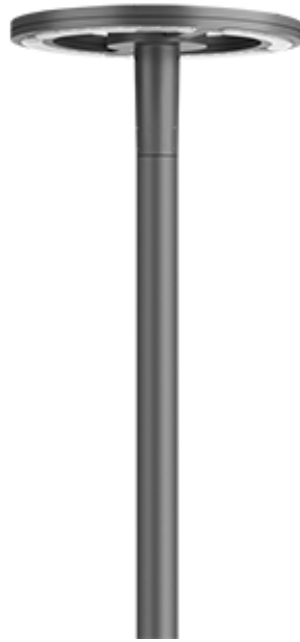
Töpinger Straße 16, 29646 Bispingen, Germany - Phone: +49 5194 909-0  
info@we-ef.com - <https://we-ef.com>

Subject to technical changes and errors. - Generated on 23/11/2024

# CFT540 LED

Pole mounted

**we-ef**



## Description

IP66. Class I. Class II on request. IK08. Marine-grade, die-cast aluminium alloy. 5CE superior corrosion protection including PCS hardware. Silicone CCG® Controlled Compression Gasket. RFC® Reflection Free Contour main lens. Integral EC electronic converter in thermally separated compartment. DALI. CAD-optimised optics for superior illumination and glare control. OLC® One LED Concept. Factory installed LED circuit board. The luminaire is factory-sealed and does not need to be opened during installation.

Variant with 2200 K or for [C50] light distribution also available as 'Wild-Light' - 2200 K combined with 3000 K with Eco Step Dim® Advanced or Motion available on request, must be specified at time of ordering. For further details and available variants see below under additional information - Wild-Light Presentation.

Contact WE-EF direct or your local WE-EF sales representative for an individual solution designed to precisely meet your needs.






## WE-EF LEUCHTEN GmbH

Töpinger Straße 16, 29646 Bispingen, Germany - Phone: +49 5194 909-0  
info@we-ef.com - <https://we-ef.com>

Subject to technical changes and errors. - Generated on 23/11/2024

**Specifications****Material description**

---

Body	Marine-grade, die-cast aluminium alloy
Lens	PMMA RFC® Reflection Free Contour technology
Colours	 RAL9004 Signal black  RAL9006 White aluminium  RAL9007 Grey aluminium  RAL7016 Anthracite grey  RAL9016 Traffic white
Gasket	Silicone CCG® Controlled Compression Gasket
Fasteners	PCS Polymer Coated Stainless Steel Hardware
Ingress protection	IP66
Impact resistance	IK08
Corrosion resistance	5CE
Windage	0.24 m <sup>2</sup>

---

**Electrical description**

---

Power supply	220-240V / 50-60 Hz
Driver / Ballast	Integral EC electronic converter. DALI
Power factor	> 0.9
Surge protection	6/6 kV (optional SP10)

---

**Additional information**

---

Lifetime	Ta=25° L90B10 > 90000h
Energy efficiency class	C-D (Light source)

---

# CFT540 LED

Pole mounted

**we-ef**

## Options

### Light distribution



controlled symmetric distribution [C50]



rectangular [R]

### Colour temperature



3000 K



4000 K





2700 K

### Nominal Watt

42 W

86 W

## Configurations

Light distribution	Part ID	Light source	Rated lumens	Rated input power	CRI	Weight (kg)	
controlled symmetric distribution [C50] 	105-0076	LED-36/36W / 350 mA - 3000 K	5266.2	39 W	80	13.30	
	105-0076-70	LED-36/36W / 350 mA - 3000 K	6115.6	39 W	70	13.30	
	105-0077	LED-36/36W / 350 mA - 4000 K	5775.9	39 W	80	13.30	
	105-0077-70	LED-36/36W / 350 mA - 4000 K	6455.4	39 W	70	13.30	
	105-0078	LED-36/72W / 700 mA - 3000 K	9376.7	79 W	80	13.30	
	105-0078-70	LED-36/72W / 700 mA - 3000 K	10670	79 W	70	13.30	
	105-0079	LED-36/72W / 700 mA - 4000 K	10023.3	79 W	80	13.30	
	105-0079-70	LED-36/72W / 700 mA - 4000 K	11316.7	79 W	70	13.30	
	105-0080	LED-36/108W / 1050 mA - 3000 K	14032.3	119 W	80	13.30	
	105-0080-70	LED-36/108W / 1050 mA - 3000 K	15990.3	119 W	70	13.30	
	105-0081	LED-36/108W / 1050 mA - 4000 K	14685	119 W	80	13.30	
	105-0081-70	LED-36/108W / 1050 mA - 4000 K	16643	119 W	70	13.30	
	105-0241	LED-36/36W / 350 mA - 2700 K	4926.5	39 W	80	13.30	
	105-0241-70	LED-36/36W / 350 mA - 2700 K	5266.2	39 W	70	13.30	
	105-0242	LED-36/72W / 700 mA - 2700 K	8730	79 W	80	13.30	
	105-0242-70	LED-36/72W / 700 mA - 2700 K	9376.7	79 W	70	13.30	
	105-0243	LED-36/108W / 1050 mA - 2700 K	13379.7	119 W	80	13.30	
	105-0243-70	LED-36/108W / 1050 mA - 2700 K	15337.7	119 W	70	13.30	
	rectangular [R] 	105-0082	LED-36/36W / 350 mA - 3000 K	5208.7	39 W	80	13.30
		105-0082-70	LED-36/36W / 350 mA - 3000 K	6048.8	39 W	70	13.30
105-0083		LED-36/36W / 350 mA - 4000 K	5712.7	39 W	80	13.30	
105-0083-70		LED-36/36W / 350 mA - 4000 K	6384.8	39 W	70	13.30	
105-0084		LED-36/72W / 700 mA - 3000 K	9273.9	79 W	80	13.30	
105-0084-70		LED-36/72W / 700 mA - 3000 K	10553.1	79 W	70	13.30	
105-0085		LED-36/72W / 700 mA - 4000 K	9913.5	79 W	80	13.30	
105-0085-70		LED-36/72W / 700 mA - 4000 K	11192.7	79 W	70	13.30	
105-0086		LED-36/108W / 1050 mA - 3000 K	13644.5	119 W	80	13.30	
105-0086-70		LED-36/108W / 1050 mA - 3000 K	15548.3	119 W	70	13.30	
105-0087		LED-36/108W / 1050 mA - 4000 K	14279.1	119 W	80	13.30	
105-0087-70		LED-36/108W / 1050 mA - 4000 K	16183	119 W	70	13.30	
105-0244		LED-36/36W / 350 mA - 2700 K	4872.6	39 W	80	13.30	
105-0244-70		LED-36/36W / 350 mA - 2700 K	5208.7	39 W	70	13.30	
105-0245		LED-36/72W / 700 mA - 2700 K	8634.3	79 W	80	13.30	
105-0245-70		LED-36/72W / 700 mA - 2700 K	9273.9	79 W	70	13.30	
105-0246	LED-36/108W / 1050 mA - 2700 K	13009.8	119 W	80	13.30		

# CFT540 LED

Pole mounted

**we-ef**

Light distribution	Part ID	Light source	Rated lumens	Rated input power	CRI	Weight (kg)
	105-0246-70	LED-36/108W / 1050 mA - 2700 K	14913.7	119 W	70	13.30

**WE-EF LEUCHTEN GmbH**

Töpinger Straße 16, 29646 Bispingen, Germany - Phone: +49 5194 909-0  
info@we-ef.com - <https://we-ef.com>

Subject to technical changes and errors. - Generated on 23/11/2024

**Control****Eco Step Dim® Basic**

Description	Part ID
Eco Step Dim® Basic LED	430-0001

**Eco Step Dim® Advanced**

Description	Part ID
Eco Step Dim® Advanced LED	430-0002

**Wild-Light Eco Step Dim® Advanced**

Description	Part ID	Additional information
Wild-Light Eco Step Dim® Advanced	430-0034	Fully automatic independent dimming pre-set, without additional installation effort, Example: Starting the night with warm white (3000 K from 20:00 to 22:00), reduced to biodiversity friendly in the heart of the night (2200 K from 22:00 to 06:00), and returning back to warm white in the early morning (3000 K from 06:00 to 07:00). This is the easiest to implement solution to create a nature-friendly lighting scenario, as no additional installations or external controls are needed. All pre-settings are made in the two LED drivers. The dimming values are programmed into the driver during the production of the luminaires. An optional link with sunrise and sunset times can mean additional optimisation. A customer-specific configuration is possible. The settings can be changed directly on the LED driver at any time (NFC). The necessary tool is standardised and can also be obtained from WE-EF as an optional extra.
Wild-Light Motion	430-0035	

**Citygrid Motion On Pole**

Description	Part ID	Additional information
Citygrid Motion - Entry-Package	420-0011	Citygrid Motion. Das All-in-One Gerät, das vorhandene Leuchten in ein intelligentes Lichtsystem verwandeln kann.

**Einstiegs-Paket**

WE-EF liefert und konfiguriert Leuchten und Citygrid System einmalig ab Werk bzw. am Einsatzort. Neukonfiguration als Service abrufbar (kostenpflichtig). Gateway/App nicht inbegriffen.

Anwendungen: Kommunale Einzelprojekte, Insellösungen und Feldversuche für Smart Lighting, z.B. einzelne Straßen, Wege oder Plätze. Halböffentliche oder private Projekte, z.B. Firmengelände, Parkplatz.





Description	Part ID	Additional information
Citygrid Motion - Standalone-Package	420-0012	<p>Citygrid Motion On Pole Controller.</p> <p>The Citygrid Motion On Pole Controller is the all-in-one device that can convert existing luminaires into an intelligent lighting system.</p> <p>The standalone package:</p> <p>Dongle &amp; apps included; operators can configure, change and service the Citygrid system themselves (on site) using the apps on their mobile device.</p> <p>Applications: demarcated communal projects (street, square, district) or private projects (larger company sites, commercial estates) if qualified personnel are available for the operation of the system.</p>



Description	Part ID	Additional information
Citygrid Motion - Smart-City-Package	420-0013	<p>Citygrid Motion On Pole Controller</p> <p>The Citygrid Motion On Pole Controller is the all-in-one device that can convert existing luminaires into an intelligent lighting system.</p> <p>The Smart-City package: Internet gateway (via mobile phone) and dashboard included; operators can configure, change and service themselves (remotely). Networked Smart-City functions (data collection, remote maintenance, etc.).</p> <p>Applications: larger communal projects or field trials in the context of Smart City; operator has qualified personnel (municipal utilities).</p>



**Wild-Light Citygrid Motion On Pole**

Description	Part ID	Additional information
Wild-Light Citygrid Motion - Entry- Package	420-1111	Citygrid Motion On Pole Controller. The Citygrid Motion On Pole Controller is the all-in-one device that can convert existing luminaires into an intelligent lighting system.

The entry-level package:

WE-EF supplies and configures luminaires and the Citygrid system once ex works or on site.  
Reconfiguration is available as a service (chargeable). Gateway/app not included.

Applications: individual communal projects, isolated solutions and field trials for smart  
lighting, e.g. single streets, paths or squares. Semi-public or private projects, e.g. company  
site, car park.



Description	Part ID	Additional information
Wild-Light Citygrid Motion - Standalone-Package	420-1112	<p>Citygrid Motion On Pole Controller for Wild-Light.</p> <p>The Citygrid Motion On Pole Controller is the all-in-one device that can convert existing luminaires into an intelligent lighting system.</p> <p>The standalone package: Dongle &amp; apps included; operators can configure, change and service the Citygrid system themselves (on site) using the apps on their mobile device.</p> <p>Applications: demarcated communal projects (street, square, district) or private projects (larger company sites, commercial estates) if qualified personnel are available for the operation of the system.</p>



Description	Part ID	Additional information
Wild-Light Citygrid Motion - Smart-City-Package	420-1113	<p>Citygrid Motion On Pole Controller for Wild-Light.</p> <p>The Citygrid Motion On Pole Controller is the all-in-one device that can convert existing luminaires into an intelligent lighting system.</p> <p>The Smart-City package: Internet gateway (via mobile phone) and dashboard included; operators can configure, change and service themselves (remotely). Networked Smart-City functions (data collection, remote maintenance, etc.).</p> <p>Applications: larger communal projects or field trials in the context of Smart City; operator has qualified personnel (municipal utilities).</p>

