




Description

IP67, Class I. IK09. Marine-grade, all aluminium construction. 5CE superior corrosion protection + primer including PCS hardware. PMMA cover. Silicone rubber gasket. Linear PMMA LED lens. 1.2 m connecting cable, UV stabilized, PVC free. Luminaire is factory sealed and does not need to be opened during installation and can be tilted up to 180°. Integral LED driver with DALI interface.

Separate LED driver on request.

Wall luminaires surface mounted**Specifications****Material description**

Body	Marine-grade, all-aluminium construction
Lens	PMMA
Colours	 RAL9004 Signal black  RAL9006 White aluminium  RAL9007 Grey aluminium
Gasket	Silicone rubber gasket
Fasteners	PCS Polymer Coated Stainless Steel Hardware (unpainted)
Ingress protection	IP67
Impact resistance	IK09
Corrosion resistance	5CE+Primer

Electrical description

Power supply	230V / 50 Hz
Driver / Ballast	Integral LED driver with DALI Interface

Additional information

Lifetime	Ta=40° L90B10 > 90000h
Warranty	The product is supplied with 10-year warranty. Please refer to the LED Warranty Statement located on www.we-ef.com for further details.

VLR140



Wall luminaires surface mounted

Options

Light distribution



symmetric linear, medium beam [LM]



symmetric linear, narrow beam [LE]



symmetric linear, wide beam [LB]



symmetric linear, very narrow beam [LEE]



symmetric linear, wide beam [LB/IW - Honeycomb]



symmetric linear, medium beam [LM/IW - Honeycomb]



symmetric linear, narrow beam [LE/IW - Honeycomb]

Colour temperature



3000 K



4000 K










2700 K

Nominal Watt

35 W
0 W

Wall luminaires surface mounted

Configurations

Light distribution	Part ID	Light source	Rated lumens	Rated input power	CRI	Weight (kg)
symmetric linear, medium beam [LM/ IW - Honeycomb] 	187-0508	LED-64/40W / 225 mA - 3000 K	2137.6	44 W	80	4.00
	187-0509	LED-64/40W / 225 mA - 4000 K	2137.6	44 W	80	4.00
	187-0592	LED-64/40W / 225 mA - 2700 K	2137.6	44 W	80	4.00
symmetric linear, medium beam [LM] 	187-0004	LED-64/40W / 225 mA - 3000 K	4280.8	44 W	80	4.00
	187-0043	LED-64/40W / 225 mA - 4000 K	4280.8	44 W	80	4.00
	187-0542	LED-64/40W / 225 mA - 2700 K	4280.8	44 W	80	4.00
symmetric linear, narrow beam [LE/ IW - Honeycomb] 	187-0510	LED-64/40W / 225 mA - 3000 K	2227.4	44 W	80	4.00
	187-0511	LED-64/40W / 225 mA - 4000 K	2227.4	44 W	80	4.00
	187-0593	LED-64/40W / 225 mA - 2700 K	2227.4	44 W	80	4.00
symmetric linear, narrow beam [LE] 	187-0008	LED-64/40W / 225 mA - 3000 K	4202.5	44 W	80	4.00
	187-0044	LED-64/40W / 225 mA - 4000 K	4202.5	44 W	80	4.00
	187-0543	LED-64/40W / 225 mA - 2700 K	4202.5	44 W	80	4.00
symmetric linear, very narrow beam [LEE] 	187-0012	LED-64/40W / 225 mA - 3000 K	4811.9	44 W	80	4.00
	187-0045	LED-64/40W / 225 mA - 4000 K	4811.9	44 W	80	4.00
	187-0544	LED-64/40W / 225 mA - 2700 K	4811.9	44 W	80	4.00
symmetric linear, wide beam [LB/IW - Honeycomb] 	187-0506	LED-64/40W / 225 mA - 3000 K	1703	44 W	80	4.00
	187-0507	LED-64/40W / 225 mA - 4000 K	1703	44 W	80	4.00
	187-0591	LED-64/40W / 225 mA - 2700 K	1703	44 W	80	4.00
symmetric linear, wide beam [LB] 	187-0026	LED-64/40W / 225 mA - 3000 K	3831.5	44 W	80	4.00
	187-0046	LED-64/40W / 225 mA - 4000 K	3831.5	44 W	80	4.00
	187-0541	LED-64/40W / 225 mA - 2700 K	3831.5	44 W	80	4.00