






Description

IP66, Class I. IK07. Marine-grade, die-cast aluminium alloy. 5CE superior corrosion protection including PCS hardware. Silicone CCG® Controlled Compression Gasket. Safety glass lens. Integral EC electronic converter in thermally separated compartment. CAD-optimised optics for superior illumination and glare control. OLC® One LED Concept. Factory installed LED circuit board. The luminaire is factory-sealed and does not need to be opened during the installation. Optional 2200 K version available, except version [A20]. To be specified at time of ordering.

Specifications**Material description**

Body	Marine-grade, die-cast aluminium alloy
Lens	Safety glass lens
Colours	 RAL9004 Signal black  RAL9006 White aluminium  RAL9007 Grey aluminium  RAL7016 Anthracite grey  RAL9016 Traffic white
Gasket	Silicone CCG® Controlled Compression Gasket
Fasteners	PCS Polymer Coated Stainless Steel Hardware
Ingress protection	IP66
Impact resistance	IK07
Corrosion resistance	5CE

Electrical description

Power supply	220-240V / 50-60 Hz
Driver / Ballast	Integral EC electronic converter
Surge protection	1/2 kV

Additional information

Lifetime	Ta=25° L90B10 > 90000h
Energy efficiency class	C-D (Light source)

FLD111 LED

Projectors

we-ef

Options

Light distribution



symmetric, medium beam [M]



symmetric, very narrow beam [EE]



symmetric, very narrow beam, sharp cut-off [EES]



wallwash

Colour temperature



3000 K



4000 K







2700 K

Nominal Watt

8 W

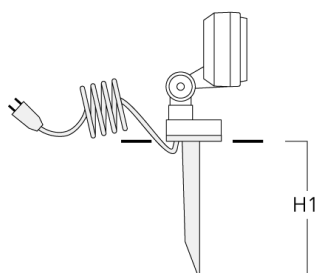
Configurations

Light distribution	Part ID	Light source	Rated lumens	Rated input power	CRI	Weight (kg)
symmetric, medium beam [M] 	145-0309	LED-3/6W / 700 mA - 2700 K	648.3	7.5 W	80	1.60
	145-9791	LED-3/6W / 700 mA - 3000 K	696.3	7.5 W	80	1.60
	145-9795	LED-3/6W / 700 mA - 4000 K	744.3	7.5 W	80	1.60
symmetric, very narrow beam [EE] 	145-0310	LED-3/6W / 700 mA - 2700 K	605.8	7.5 W	80	1.60
	145-9792	LED-3/6W / 700 mA - 3000 K	650.7	7.5 W	80	1.60
	145-9796	LED-3/6W / 700 mA - 4000 K	695.6	7.5 W	80	1.60
symmetric, very narrow beam, sharp cut-off [EES] 	145-0311	LED-3/6W / 700 mA - 2700 K	652.3	7.5 W	80	1.60
	145-9793	LED-3/6W / 700 mA - 3000 K	700.7	7.5 W	80	1.60
	145-9797	LED-3/6W / 700 mA - 4000 K	749	7.5 W	80	1.60
wallwash 	145-0235	LED-3/6W / 700 mA - 3000 K	458.2	7.5 W	80	1.60
	145-0236	LED-3/6W / 700 mA - 4000 K	489.7	7.5 W	80	1.60

Mounting Accessories

Ground spike EF

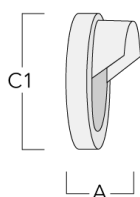
Description	Part ID	H1	Weight (kg)
Ground spike EF1-2/M5 for FLD100	145-9196	270	1.00



Optical Accessories

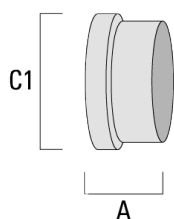
Glare shield

Description	Part ID	A	C1
Glare shield ES	145-9831	53	91



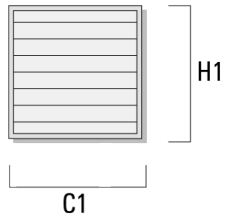
Snoot

Description	Part ID	A	C1
Snoot ET	145-9832	53	91



Linear spread lens

Description	Part ID	C1	H1
Linear spread lens IO-180*	145-9835	69	69

**Flood lens**

Description	Part ID	C1	H1
Flood lens IO-360*	145-9836	69	69

