

Description

IP66, Class I. IK07. Marine-grade, die-cast aluminium alloy. 5CE superior corrosion protection including PCS hardware. Silicone CCG® Controlled Compression Gasket. Safety glass lens. Integral EC electronic converter in thermally separated compartment. CAD-optimised optics for superior illumination and glare control. OLC® One LED Concept. Factory installed LED circuit board. The luminaire is factory-sealed and does not need to be opened during the installation. Optional 2200 K version available, except version [A20]. To be specified at time of ordering.

Specifications

Material description

Body	Marine-grade, die-cast aluminium alloy
Lens	Safety glass lens
Colors	<div><div></div> RAL9004 Black</div> <div><div></div> RAL9007 Grey Metallic</div> <div><div></div> RAL9016 White</div> <div><div></div> RAL8019 Dark Bronze</div>
Gasket	Silicone rubber gasket
Fasteners	PCS polymer coated stainless steel
Ingress protection	IP66
Impact resistance	IK07
Corrosion resistance	5CE

Electrical description

Power supply	220-240V / 50-60 Hz
Driver / Ballast	Integral EC electronic converter

Additional information

Lifetime	Ta=25°/40° L90B10 > 90000h
----------	----------------------------

FLD111 LED

Floodlights

we-ef

Options

Light distribution Color temperature Nominal Watt

WE-EF LIGHTING USA, LLC

410-D Keystone Drive, 15086 Warrendale, PA 15086 - Phone: +1 724 742 0030
customersupport.usa@we-ef.com - <https://we-ef.com/us>
Subject to technical changes and errors. - Generated on 04/20/2025

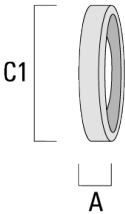
Configurations

Light distribution	Part ID	Light source	Delivered lumens	Rated input power	CRI	Weight (lb)
--------------------	---------	--------------	------------------	-------------------	-----	-------------

Optical Accessories

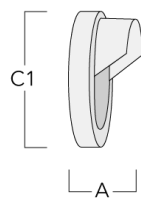
Optical Adaptor

Description	Part ID	A	C1
External optical adaptor EA	145-9830	2.1	2.8



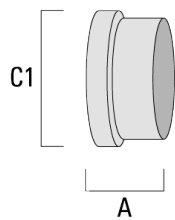
Glare shield

Description	Part ID	A	C1
Glare shield ES	145-9831	2.1	3.6



Snoot

Description	Part ID	A	C1
Snoot ET	145-9832	2.1	3.6



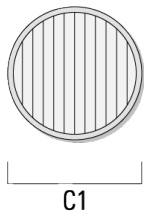
FLD111 LED

Floodlights



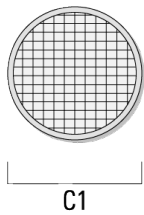
Linear spread lens

Description	Part ID	C1
EO-180-FLD111-LED	145-9833	2.7



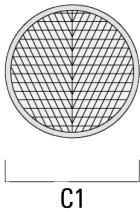
Softening Lens

Description	Part ID	C1
EO-360-FLD111-LED	145-9834	2.7



Wallwash lens

Description	Part ID	C1
Wallwash lens IO-20	145-9846	2.8



Mounting Accessories

Short post EM

Description	Part ID	M1	Weight (lb)
Short post EM1-2/M8 for FLB141	146-0253	.35	1.70

