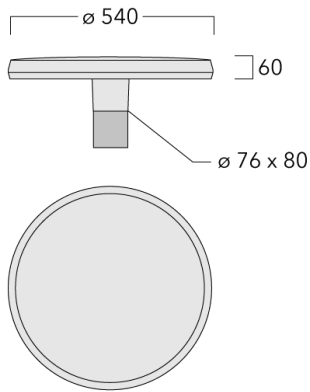
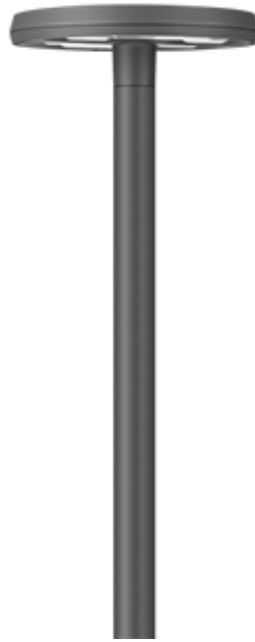


# RMT320 LED Two-sided

Pole mounted

**we-ef**



## Description

IP66. IK09. Marine-grade, die-cast aluminium alloy. 5CE superior corrosion protection + primer including PCS hardware. RFC™ Reflection Free Contour main lens. Silicone CCG® Controlled Compression Gasket. Luminaire is factory-sealed and does not need to be opened during installation. Integral EC electronic converter. DALI. Advanced thermal management protects LEDs while optimising lumens output. Removable LED boards for upgrading. DALI. CAD-optimised OLC® One LED Concept optics for superior illumination and glare control. Maximum spacing for pathway and streetlighting applications depends on wattage and light distribution.

## WE-EF LIGHTING Pty Ltd

6/13 Downard Street, 3195 Braeside, Victoria - Phone: +61 3 8587 0444 - Fax: +61 3 8587 0499

info.australia@we-ef.com - <https://we-ef.com/aus>




Subject to technical changes and errors. - Generated on 23/11/2024

## Pole mounted

### Specifications

#### Material description

---

Body	Marine-grade, die-cast aluminium alloy
Lens	RFC® Reflection Free Contour technology
Colours	 RAL9004 Signal black  RAL9006 White aluminium  RAL9007 Grey aluminium
Gasket	Silicone CCG® Controlled Compression Gasket
Fasteners	PCS Polymer Coated Stainless Steel Hardware (unpainted)
Ingress protection	IP66
Impact resistance	IK09
Corrosion resistance	5CE+Primer

---

#### Electrical description

---

Power supply	230V / 50 Hz
Driver / Ballast	Integral EC electronic converter. DALI
Power factor	> 0.9
Surge protection	In-pole surge protection SP10 device supplied. Please refer to WE-EF installation instructions for details. Use suffix +A for Integral surge protection.

---

#### Additional information

---

Lifetime	Ta=40° L90B10 > 90000h
Warranty	The product is supplied with 10-year warranty. Please refer to the LED Warranty Statement located on <a href="http://www.we-ef.com">www.we-ef.com</a> for further details.


---

# RMT320 LED Two-sided


Pole mounted

## Options

### Light distribution




asymmetric, side throw [S65]



asymmetric, side throw [S70]



rectangular, side throw [R65]



pedestrian/bicycle lane [P65]

### Colour temperature



3000 K



4000 K



2700 K

### Nominal Watt




15 W

29 W

58 W


0 W

### Configurations

Light distribution	Part ID	Light source	Rated lumens	Rated input power	CRI	Weight (kg)
asymmetric, side throw [S65] 	105-7114	LED-12/12W / 350 mA - 2700 K	2997.4	14 W	80	8.00
	105-7118	LED-12/24W / 700 mA - 2700 K	2841.2	27 W	80	8.00
	105-9874	LED-12/12W / 350 mA - 3000 K	1720.7	14 W	80	8.00
	105-9875	LED-12/24W / 700 mA - 3000 K	3051.6	27 W	80	8.00
	105-9876	LED-24/24W / 350 mA - 3000 K	3441.5	27 W	80	8.00
	105-9877	LED-24/48W / 700 mA - 3000 K	6103.3	54 W	80	8.00
	105-9884	LED-12/12W / 350 mA - 4000 K	1887.3	14 W	80	8.00
	105-9885	LED-12/24W / 700 mA - 4000 K	3262.1	27 W	80	8.00
	105-9886	LED-24/24W / 350 mA - 4000 K	3774.5	27 W	80	8.00
	105-9887	LED-24/48W / 700 mA - 4000 K	6524.2	54 W	80	8.00
	105-9932	LED-24/72W / 1050 mA - 3000 K	9547.4	79 W	80	8.00
	105-9933	LED-24/104W / 1400 mA - 3000 K	11575.2	112 W	80	8.00
	105-9938	LED-24/72W / 1050 mA - 4000 K	9991.4	79 W	80	8.00
	105-9939	LED-24/104W / 1400 mA - 4000 K	12101.3	112 W	80	8.00
asymmetric, side throw [S70] 	105-7002	LED-24/72W / 1050 mA - 4000 K	9937.3	79 W	80	8.00
	105-7003	LED-24/104W / 1400 mA - 4000 K	12035.7	112 W	80	8.00
	105-7115	LED-12/12W / 350 mA - 2700 K	2981.2	14 W	80	8.00
	105-7119	LED-12/24W / 700 mA - 2700 K	2825.8	27 W	80	8.00
	105-9894	LED-12/12W / 350 mA - 3000 K	1711.4	14 W	80	8.00
	105-9895	LED-12/24W / 700 mA - 3000 K	3035.1	27 W	80	8.00
	105-9896	LED-24/24W / 350 mA - 3000 K	3422.8	27 W	80	8.00
	105-9897	LED-24/48W / 700 mA - 3000 K	6070.2	54 W	80	8.00
	105-9904	LED-12/12W / 350 mA - 4000 K	1877	14 W	80	8.00
	105-9905	LED-12/24W / 700 mA - 4000 K	3244.4	27 W	80	8.00
	105-9906	LED-24/24W / 350 mA - 4000 K	3754.1	27 W	80	8.00
	105-9907	LED-24/48W / 700 mA - 4000 K	6488.8	54 W	80	8.00
	105-9944	LED-24/72W / 1050 mA - 3000 K	9495.6	79 W	80	8.00
	105-9944-70	LED-24/72W / 1050 mA - 3000 K	10820.6	79 W	70	8.00
	105-9945	LED-24/104W / 1400 mA - 3000 K	11512.4	112 W	80	8.00
	pedestrian/bicycle lane [P65] 	105-7010	LED-12/12W / 350 mA - 3000 K	1654.6	14 W	80
105-7011		LED-12/24W / 700 mA - 3000 K	2934.3	27 W	80	8.00
105-7012		LED-24/24W / 350 mA - 3000 K	3309.2	27 W	80	8.00
105-7013		LED-24/48W / 700 mA - 3000 K	5868.7	54 W	80	8.00
105-7018		LED-24/72W / 1050 mA - 3000 K	9180.5	79 W	80	8.00
105-7019		LED-24/104W / 1400 mA - 3000 K	11130.2	112 W	80	8.00

# RMT320 LED Two-sided

## Pole mounted

Light distribution	Part ID	Light source	Rated lumens	Rated input power	CRI	Weight (kg)
	105-7026	LED-12/12W / 350 mA - 4000 K	1814.7	14 W	80	8.00
	105-7027	LED-12/24W / 700 mA - 4000 K	3136.7	27 W	80	8.00
	105-7028	LED-24/24W / 350 mA - 4000 K	3629.5	27 W	80	8.00
	105-7029	LED-24/48W / 700 mA - 4000 K	6273.4	54 W	80	8.00
	105-7034	LED-24/72W / 1050 mA - 4000 K	9607.5	79 W	80	8.00
	105-7035	LED-24/104W / 1400 mA - 4000 K	11636.1	112 W	80	8.00
	105-7113	LED-12/12W / 350 mA - 2700 K	2882.2	14 W	80	8.00
	105-7117	LED-12/24W / 700 mA - 2700 K	2732	27 W	80	8.00
rectangular, side throw [R65]	105-7040	LED-24/72W / 1050 mA - 3000 K	8939.7	79 W	80	8.00
	105-7041	LED-24/104W / 1400 mA - 3000 K	10838.3	112 W	80	8.00
	105-7046	LED-24/72W / 1050 mA - 4000 K	9355.5	79 W	80	8.00
	105-7047	LED-24/104W / 1400 mA - 4000 K	11331	112 W	80	8.00
	105-7116	LED-12/12W / 350 mA - 2700 K	2806.6	14 W	80	8.00
	105-7120	LED-12/24W / 700 mA - 2700 K	2660.3	27 W	80	8.00
	105-7120-70	LED-12/24W / 700 mA - 2700 K	2857.4	27 W	70	8.00
	105-9914	LED-12/12W / 350 mA - 3000 K	1611.2	14 W	80	8.00
	105-9915	LED-12/24W / 700 mA - 3000 K	2857.4	27 W	80	8.00
	105-9915-70	LED-12/24W / 700 mA - 3000 K	3251.5	27 W	70	0.00
	105-9916	LED-24/24W / 350 mA - 3000 K	3222.4	27 W	80	8.00
	105-9917	LED-24/48W / 700 mA - 3000 K	5714.7	54 W	80	8.00
	105-9924	LED-12/12W / 350 mA - 4000 K	1767.1	14 W	80	8.00
	105-9925	LED-12/24W / 700 mA - 4000 K	3054.4	27 W	80	8.00
	105-9925-70	LED-12/24W / 700 mA - 4000 K	3448.6	27 W	70	0.00
	105-9926	LED-24/24W / 350 mA - 4000 K	3534.3	27 W	80	8.00
	105-9927	LED-24/48W / 700 mA - 4000 K	6108.9	54 W	80	8.00

# RMT320 LED Two-sided

Pole mounted

**we-ef**

## Control

### Eco Step Dim® Basic

Description	Part ID
Eco Step Dim® Basic LED	430-0001

### Eco Step Dim® Advanced

Description	Part ID
Eco Step Dim® Advanced LED	430-0002

**WE-EF LIGHTING Pty Ltd**

6/13 Downard Street, 3195 Braeside, Victoria - Phone: +61 3 8587 0444 - Fax: +61 3 8587 0499

info.australia@we-ef.com - <https://we-ef.com/aus>

Subject to technical changes and errors. - Generated on 23/11/2024