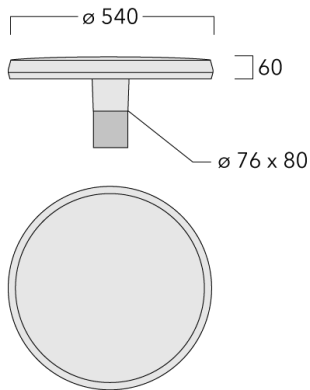
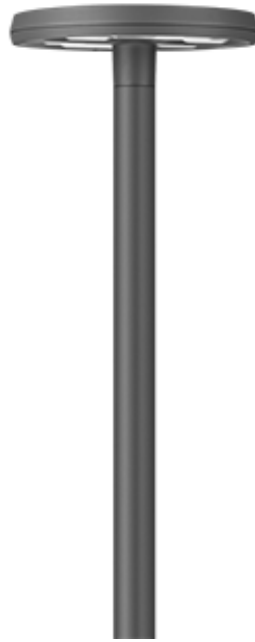


# RMT320 Two-sided - One circuit

Pole mounted

**we-ef**



## Description

IP66. IK09. Marine-grade, die-cast aluminium alloy. 5CE superior corrosion protection including PCS hardware. RFC™ Reflection Free Contour main lens. Silicone CCG® Controlled Compression Gasket. Luminaire is factory-sealed and does not need to be opened during installation.

Integral electronic converter with DALI interface. Advanced thermal management protects LEDs while optimising lumens output. Removable LED boards for upgrading. CAD-optimised optics for superior illumination and glare control. OLC® One LED Concept.

Including 0.5 m cable with a cable connector.

Maximum spacing for pathway and streetlighting applications depends on wattage and light distribution: 5.5 to 9 times the mounting height.

Wild-Light options available on request.

**WE-EF LIGHTING (Thailand) Co., Ltd.**

57 Moo 5, Kingkaew Rd., Bangplee, 10540 Samutprakarn - Phone: +66 2 738 96 20 - Fax: +66 2 738 96 29

<https://we-ef.com/asia>





Subject to technical changes and errors. - Generated on 23/11/2024

## Pole mounted

### Specifications

#### Material description

---

Body	Marine-grade, die-cast aluminium alloy
Lens	RFC™ Reflection Free Contour main lens
Colours	 RAL9004 Signal black  RAL9007 Grey aluminium  RAL7016 Anthracite grey  RAL9016 Traffic white
Gasket	Silicone CCG® Controlled Compression Gasket
Fasteners	PCS hardware
Ingress protection	IP66
Impact resistance	IK09
Corrosion resistance	5CE

---

#### Electrical description

---

Power supply	220-240V / 50-60 Hz
Driver / Ballast	Integral electronic converter with DALI interface
Power factor	> 0.9

---

#### Additional information

---

Lifetime	Ta=25° L90B10 > 90000h
BUG Rating	Please see individual Spec Sheets for classification of Backlight, Uplight and Glare


---

# RMT320 Two-sided - One circuit


Pole mounted

## Options

### Light distribution




asymmetric, side throw [S65]



asymmetric, side throw [S70]



rectangular, side throw [R65]



pedestrian/bicycle lane [P65]

### Colour temperature



3000 K



4000 K



2700 K

### Nominal Watt

15 W



29 W

58 W

0 W

Pole mounted

## Configurations

Light distribution	Part ID	Light source	Rated lumens	Rated input power	CRI	Weight (kg)
asymmetric, side throw [S65] 	105-7064	LED-24/24W / 350 mA - 2700 K	3219.5	27 W	80	8.00
	105-7065	LED-24/48W / 700 mA - 2700 K	5682.3	54 W	80	8.00
	105-7076	LED-24/72W / 1050 mA - 2700 K	9103.3	79 W	80	8.00
	105-7077	LED-24/104W / 1400 mA - 2700 K	10943.8	112 W	80	8.00
	105-7114	LED-12/12W / 350 mA - 2700 K	2997.4	14 W	80	8.00
	105-7118	LED-12/24W / 700 mA - 2700 K	2841.2	27 W	80	8.00
	105-9874	LED-12/12W / 350 mA - 3000 K	1720.7	14 W	80	8.00
	105-9875	LED-12/24W / 700 mA - 3000 K	3051.6	27 W	80	8.00
	105-9876	LED-24/24W / 350 mA - 3000 K	3441.5	27 W	80	8.00
	105-9877	LED-24/48W / 700 mA - 3000 K	6103.3	54 W	80	8.00
	105-9884	LED-12/12W / 350 mA - 4000 K	1887.3	14 W	80	8.00
	105-9885	LED-12/24W / 700 mA - 4000 K	3262.1	27 W	80	8.00
	105-9886	LED-24/24W / 350 mA - 4000 K	3774.5	27 W	80	8.00
	105-9887	LED-24/48W / 700 mA - 4000 K	6524.2	54 W	80	8.00
	105-9932	LED-24/72W / 1050 mA - 3000 K	9547.4	79 W	80	8.00
	105-9933	LED-24/104W / 1400 mA - 3000 K	11575.2	112 W	80	8.00
	105-9938	LED-24/72W / 1050 mA - 4000 K	9991.4	79 W	80	8.00
	105-9939	LED-24/104W / 1400 mA - 4000 K	12101.3	112 W	80	8.00
	asymmetric, side throw [S70] 	105-7002	LED-24/72W / 1050 mA - 4000 K	9937.3	79 W	80
105-7003		LED-24/104W / 1400 mA - 4000 K	12035.7	112 W	80	8.00
105-7068		LED-24/24W / 350 mA - 2700 K	3202	27 W	80	8.00
105-7069		LED-24/48W / 700 mA - 2700 K	5682.3	54 W	80	8.00
105-7080		LED-24/72W / 1050 mA - 2700 K	9053.9	79 W	80	8.00
105-7081		LED-24/104W / 1400 mA - 2700 K	10884.5	112 W	80	8.00
105-7115		LED-12/12W / 350 mA - 2700 K	2981.2	14 W	80	8.00
105-7119		LED-12/24W / 700 mA - 2700 K	2825.8	27 W	80	8.00
105-9894		LED-12/12W / 350 mA - 3000 K	1711.4	14 W	80	8.00
105-9895		LED-12/24W / 700 mA - 3000 K	3035.1	27 W	80	8.00
105-9896		LED-24/24W / 350 mA - 3000 K	3422.8	27 W	80	8.00
105-9897		LED-24/48W / 700 mA - 3000 K	6070.2	54 W	80	8.00
105-9904		LED-12/12W / 350 mA - 4000 K	1877	14 W	80	8.00
105-9905		LED-12/24W / 700 mA - 4000 K	3244.4	27 W	80	8.00
105-9906		LED-24/24W / 350 mA - 4000 K	3754.1	27 W	80	8.00
105-9907		LED-24/48W / 700 mA - 4000 K	6488.8	54 W	80	8.00
105-9944		LED-24/72W / 1050 mA - 3000 K	9495.6	79 W	80	8.00

**WE-EF LIGHTING (Thailand) Co., Ltd.**



57 Moo 5, Kingkaew Rd., Bangplee, 10540 Samutprakarn - Phone: +66 2 738 96 20 - Fax: +66 2 738 96 29

<https://we-ef.com/asia>

Subject to technical changes and errors. - Generated on 23/11/2024

# RMT320 Two-sided - One circuit

## Pole mounted

Light distribution	Part ID	Light source	Rated lumens	Rated input power	CRI	Weight (kg)
	105-9944-70	LED-24/72W / 1050 mA - 3000 K	10820.6	79 W	70	8.00
	105-9945	LED-24/104W / 1400 mA - 3000 K	11512.4	112 W	80	8.00
pedestrian/bicycle lane [P65] 	105-7010	LED-12/12W / 350 mA - 3000 K	1654.6	14 W	80	8.00
	105-7011	LED-12/24W / 700 mA - 3000 K	2934.3	27 W	80	8.00
	105-7012	LED-24/24W / 350 mA - 3000 K	3309.2	27 W	80	8.00
	105-7013	LED-24/48W / 700 mA - 3000 K	5868.7	54 W	80	8.00
	105-7018	LED-24/72W / 1050 mA - 3000 K	9180.5	79 W	80	8.00
	105-7019	LED-24/104W / 1400 mA - 3000 K	11130.2	112 W	80	8.00
	105-7026	LED-12/12W / 350 mA - 4000 K	1814.7	14 W	80	8.00
	105-7027	LED-12/24W / 700 mA - 4000 K	3136.7	27 W	80	8.00
	105-7028	LED-24/24W / 350 mA - 4000 K	3629.5	27 W	80	8.00
	105-7029	LED-24/48W / 700 mA - 4000 K	6273.4	54 W	80	8.00
	105-7034	LED-24/72W / 1050 mA - 4000 K	9607.5	79 W	80	8.00
	105-7035	LED-24/104W / 1400 mA - 4000 K	11636.1	112 W	80	8.00
	105-7051	LED-24/24W / 350 mA - 2700 K	3095.7	27 W	80	8.00
	105-7052	LED-24/48W / 700 mA - 2700 K	5463.9	54 W	80	8.00
	105-7055	LED-24/72W / 1050 mA - 2700 K	8753.5	79 W	80	8.00
	105-7056	LED-24/104W / 1400 mA - 2700 K	10523.1	112 W	80	8.00
	105-7113	LED-12/12W / 350 mA - 2700 K	2882.2	14 W	80	8.00
105-7117	LED-12/24W / 700 mA - 2700 K	2732	27 W	80	8.00	
rectangular, side throw [R65] 	105-7040	LED-24/72W / 1050 mA - 3000 K	8939.7	79 W	80	8.00
	105-7041	LED-24/104W / 1400 mA - 3000 K	10838.3	112 W	80	8.00
	105-7046	LED-24/72W / 1050 mA - 4000 K	9355.5	79 W	80	8.00
	105-7047	LED-24/104W / 1400 mA - 4000 K	11331	112 W	80	8.00
	105-7059	LED-24/72W / 1050 mA - 2700 K	8523.9	79 W	80	8.00
	105-7060	LED-24/104W / 1400 mA - 2700 K	10247.1	112 W	80	8.00
	105-7072	LED-24/24W / 350 mA - 2700 K	3014.5	27 W	80	8.00
	105-7073	LED-24/48W / 700 mA - 2700 K	5320.6	54 W	80	8.00
	105-7116	LED-12/12W / 350 mA - 2700 K	2806.6	14 W	80	8.00
	105-7120	LED-12/24W / 700 mA - 2700 K	2660.3	27 W	80	8.00
	105-7120-70	LED-12/24W / 700 mA - 2700 K	2857.4	27 W	70	8.00
	105-9914	LED-12/12W / 350 mA - 3000 K	1611.2	14 W	80	8.00
	105-9915	LED-12/24W / 700 mA - 3000 K	2857.4	27 W	80	8.00
	105-9915-70	LED-12/24W / 700 mA - 3000 K	3251.5	27 W	70	0.00
	105-9916	LED-24/24W / 350 mA - 3000 K	3222.4	27 W	80	8.00
	105-9917	LED-24/48W / 700 mA - 3000 K	5714.7	54 W	80	8.00

**WE-EF LIGHTING (Thailand) Co., Ltd.**

57 Moo 5, Kingkaew Rd., Bangplee, 10540 Samutprakarn - Phone: +66 2 738 96 20 - Fax: +66 2 738 96 29

<https://we-ef.com/asia>

Subject to technical changes and errors. - Generated on 23/11/2024

# RMT320 Two-sided - One circuit

## Pole mounted

Light distribution	Part ID	Light source	Rated lumens	Rated input power	CRI	Weight (kg)
	105-9924	LED-12/12W / 350 mA - 4000 K	1767.1	14 W	80	8.00
	105-9925	LED-12/24W / 700 mA - 4000 K	3054.4	27 W	80	8.00
	105-9925-70	LED-12/24W / 700 mA - 4000 K	3448.6	27 W	70	0.00
	105-9926	LED-24/24W / 350 mA - 4000 K	3534.3	27 W	80	8.00
	105-9927	LED-24/48W / 700 mA - 4000 K	6108.9	54 W	80	8.00