




**Description**

IP67, Class I. IK09. Marine-grade, all aluminium construction. 5CE superior corrosion protection including PCS hardware. Silicone rubber gasket. PMMA main lens. Linear PMMA LED lens. 1.2 m connecting cable, UV stabilized, PVC free. Luminaire is factory sealed and does not need to be opened during installation and can be tilted up to 180°. Integral LED driver with DALI interface.

Separate LED driver on request.

**Wall luminaires surface mounted****Specifications****Material description**

---

Body	Marine-grade, all-aluminium construction
Lens	PMMA
Colours	 RAL9004 Signal black  RAL9006 White aluminium  RAL9007 Grey aluminium  RAL7016 Anthracite grey  RAL9016 Traffic white
Gasket	Silicone rubber gasket
Fasteners	PCS Polymer Coated Stainless Steel Hardware
Ingress protection	IP67
Impact resistance	IK09
Corrosion resistance	5CE

---

**Electrical description**

---

Power supply	220-240V / 50-60 Hz
Driver / Ballast	Integral LED driver with DALI Interface

---

**Additional information**

---

Lifetime	Ta=25° L90B10 > 90000h
Energy efficiency class	D (Light source)








---

# VLR150




## Wall luminaires surface mounted

### Options

#### Light distribution

-  symmetric linear, medium beam [LM]
-  symmetric linear, narrow beam [LE]
-  symmetric linear, very narrow beam [LEE]
-  symmetric linear, wide beam [LB]
-  symmetric linear, wide beam [LB/IW]
-  symmetric linear, medium beam [LM/IW]
-  symmetric linear, narrow beam [LE/IW]

#### Colour temperature








-  3000 K
-  4000 K
-  2700 K

#### Nominal Watt

43 W

## Wall luminaires surface mounted

## Configurations

Light distribution	Part ID	Light source	Rated lumens	Rated input power	CRI	Weight (kg)
symmetric linear, medium beam [LM/IW] 	187-0518	LED-80/50W / 225 mA - 3000 K	2672	55 W	80	4.75
	187-0519	LED-80/50W / 225 mA - 4000 K	2672	55 W	80	4.75
	187-0597	LED-80/50W / 225 mA - 2700 K	2672	55 W	80	4.75
symmetric linear, medium beam [LM] 	187-0028	LED-80/50W / 225 mA - 3000 K	5350.9	55 W	80	4.75
	187-0048	LED-80/50W / 225 mA - 4000 K	5350.9	55 W	80	4.75
	187-0546	LED-80/50W / 225 mA - 2700 K	5350.9	55 W	80	4.75
symmetric linear, narrow beam [LE/IW] 	187-0520	LED-80/50W / 225 mA - 3000 K	2784.2	55 W	80	4.75
	187-0521	LED-80/50W / 225 mA - 4000 K	2784.2	55 W	80	4.75
	187-0598	LED-80/50W / 225 mA - 2700 K	2784.2	55 W	80	4.75
symmetric linear, narrow beam [LE] 	187-0029	LED-80/50W / 225 mA - 3000 K	5253.2	55 W	80	4.75
	187-0049	LED-80/50W / 225 mA - 4000 K	5253.2	55 W	80	4.75
	187-0547	LED-80/50W / 225 mA - 2700 K	5253.2	55 W	80	4.75
symmetric linear, very narrow beam [LEE] 	187-0030	LED-80/50W / 225 mA - 3000 K	6014.9	55 W	80	4.75
	187-0050	LED-80/50W / 225 mA - 4000 K	6014.9	55 W	80	4.75
	187-0548	LED-80/50W / 225 mA - 2700 K	6014.9	55 W	80	4.75
symmetric linear, wide beam [LB/IW] 	187-0516	LED-80/50W / 225 mA - 3000 K	2128.8	55 W	80	4.75
	187-0517	LED-80/50W / 225 mA - 4000 K	2128.8	55 W	80	4.75
	187-0596	LED-80/50W / 225 mA - 2700 K	2128.8	55 W	80	4.75
symmetric linear, wide beam [LB] 	187-0027	LED-80/50W / 225 mA - 3000 K	4789.4	55 W	80	4.75
	187-0047	LED-80/50W / 225 mA - 4000 K	4789.4	55 W	80	4.75
	187-0545	LED-80/50W / 225 mA - 2700 K	4789.4	55 W	80	4.75