

**ZFT430 LED**

**Pole mounted**

***we-ef***



**WE-EF LIGHTING (Thailand) Co., Ltd.**

57 Moo 5, Kingkaew Rd., Bangplee, 10540 Samutprakarn - Phone: +66 2 738 96 20 - Fax: +66 2 738 96 29

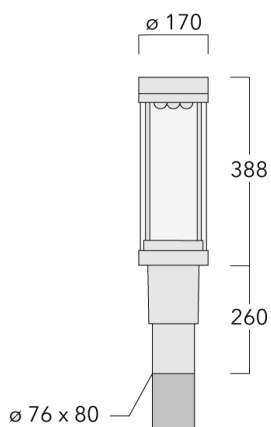
<https://we-ef.com/asia>

Subject to technical changes and errors. - Generated on 23/11/2024

# ZFT430 LED

Pole mounted

**we-ef**



## Description

IP66. Class I. IK09. Marine-grade, die-cast aluminium alloy. 5CE superior corrosion protection include PCS hardware. PMMA lens. Silicone CCG® Controlled Compression Gasket. Luminaire is factory-sealed and does not need to be opened during installation.

Integral electronic converter with DALI interface in thermally separated compartment. Advanced thermal management protects LEDs while optimising lumens output. Removable LED boards for upgrading. CAD-optimised optics for superior illumination and glare control.

Including 0.5 m cable with a cable connector.

Recommended mounting height 3.0 - 6.0 m.

**WE-EF LIGHTING (Thailand) Co., Ltd.**





57 Moo 5, Kingkaew Rd., Bangplee, 10540 Samutprakarn - Phone: +66 2 738 96 20 - Fax: +66 2 738 96 29

<https://we-ef.com/asia>

Subject to technical changes and errors. - Generated on 23/11/2024

**Specifications****Material description**

---

Body	Marine-grade, die-cast aluminium alloy
Lens	PMMA lens
Colours	 RAL9004 Signal black  RAL9007 Grey aluminium  RAL7016 Anthracite grey  RAL9016 Traffic white
Gasket	Silicone CCG® Controlled Compression Gasket
Fasteners	PCS hardware
Ingress protection	IP66
Impact resistance	IK09
Corrosion resistance	5CE
Windage	0.104 m <sup>2</sup>

---

**Electrical description**

---

Power supply	220-240V / 50-60 Hz
Driver / Ballast	Integral electronic converter with DALI interface in thermally separated compartment
Power factor	> 0.9

---

**Additional information**

---

Lifetime	Ta=25° L90B10 > 90000h
BUG Rating	Please see individual Spec Sheets for classification of Backlight, Uplight and Glare

---

# ZFT430 LED

Pole mounted

**we-ef**

## Options

### Light distribution



rectangular, side throw [R65]



asymmetric, side throw [S65]

### Colour temperature



3000 K



4000 K



2700 K

### Nominal Watt

2 W

18 W

15 W

27 W

0 W



**WE-EF LIGHTING (Thailand) Co., Ltd.**

57 Moo 5, Kingkaew Rd., Bangplee, 10540 Samutprakarn - Phone: +66 2 738 96 20 - Fax: +66 2 738 96 29

<https://we-ef.com/asia>

Subject to technical changes and errors. - Generated on 23/11/2024

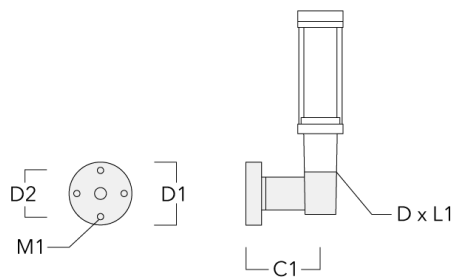
## Configurations

Light distribution	Part ID	Light source	Rated lumens	Rated input power	CRI	Weight (kg)
asymmetric, side throw [S65] 	115-1291	LED-9/18W / 700 mA - 3000 K	2131.2	20 W	80	5.50
	115-1292	LED-9/18W / 700 mA - 4000 K	2278.2	20 W	80	5.50
	115-1363	LED-9/9W / 350 mA - 3000 K	1139.1	11 W	80	5.50
	115-1364	LED-9/9W / 350 mA - 4000 K	1249.3	11 W	80	5.50
	115-1438	LED-9/27W / 1050 mA - 3000 K	3160	30 W	80	5.50
	115-1439	LED-9/27W / 1050 mA - 4000 K	3307	30 W	80	5.50
	115-1599	LED-9/9W / 350 mA - 2700 K	1065.6	11 W	80	5.50
	115-1600	LED-9/18W / 700 mA - 2700 K	1984.2	20 W	80	5.50
rectangular, side throw [R65] 	115-1287	LED-9/18W / 700 mA - 3000 K	2216.6	20 W	80	5.50
	115-1287-70	LED-9/18W / 700 mA - 3000 K	2522.3	20 W	70	5.50
	115-1288	LED-9/18W / 700 mA - 4000 K	2369.4	20 W	80	5.50
	115-1288-70	LED-9/18W / 700 mA - 4000 K	2675.2	20 W	70	5.50
	115-1361	LED-9/9W / 350 mA - 3000 K	1184.7	11 W	80	5.50
	115-1361-70	LED-9/9W / 350 mA - 3000 K	1375.8	11 W	70	5.50
	115-1362	LED-9/9W / 350 mA - 4000 K	1299.4	11 W	80	5.50
	115-1362-70	LED-9/9W / 350 mA - 4000 K	1452.2	11 W	70	5.50
	115-1440	LED-9/27W / 1050 mA - 3000 K	3286.6	30 W	80	5.50
	115-1440-70	LED-9/27W / 1050 mA - 3000 K	3745.2	30 W	70	5.50
	115-1441	LED-9/27W / 1050 mA - 4000 K	3439.5	30 W	80	5.50
	115-1441-70	LED-9/27W / 1050 mA - 4000 K	3898.1	30 W	70	5.50
	115-1602	LED-9/9W / 350 mA - 2700 K	1108.3	11 W	80	5.50
	115-1602-70	LED-9/9W / 350 mA - 2700 K	1184.7	11 W	70	5.50
	115-1603	LED-9/18W / 700 mA - 2700 K	2063.7	20 W	80	5.50
	115-1603-70	LED-9/18W / 700 mA - 2700 K	2216.6	20 W	70	5.50
	115-1604	LED-9/27W / 1050 mA - 2700 K	3133.7	30 W	80	5.50
	115-1604-70	LED-9/27W / 1050 mA - 2700 K	3592.3	30 W	70	5.50

**Mounting Accessories**

**Wall and pole brackets RZ**

Description	Part ID	C1	D1	D2	D × L1	M1	Weight (kg)
Wall bracket RZO-400, single	115-1324	277	231	195	76 x 80	12	3.50



Pole bracket RZ2-400, double	115-1323	258			76 x 100		4.90
------------------------------	----------	-----	--	--	----------	--	------

