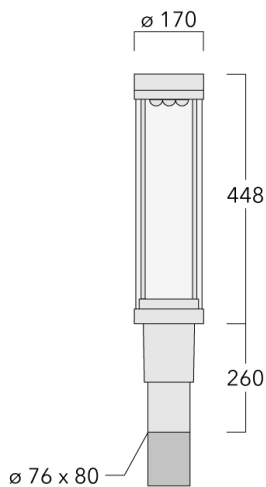


# ZFT440 LED

Pole mounted

**we-ef**



## Description

IP66, Class I. Class II on request. IK09. Marine-grade, die-cast aluminium alloy. 5CE superior corrosion protection including PCS hardware. Silicone CCG® Controlled Compression Gasket. PMMA main lens. Integral EC electronic converter in thermally separated compartment. DALI. CAD-optimised OLC® One LED Concept optics for superior illumination and glare control. Factory installed LED circuit board. The luminaire is factory-sealed and does not need to be opened during installation.

Optional 2200 K version available. To be specified at time of ordering.

## Fagerhult Lighting Ltd

33-34 Dolben Street, SE1 0UQ London, United Kingdom

<https://we-ef.com/uk>

Subject to technical changes and errors. - Generated on 23/11/2024

# ZFT440 LED






Pole mounted

**we-ef**

## Specifications

### Material description

---

Body	Marine-grade, die-cast aluminium alloy
Lens	PMMA
Colours	 RAL9004 Signal black  RAL9006 White aluminium  RAL9007 Grey aluminium  RAL7016 Anthracite grey  RAL9016 Traffic white
Gasket	Silicone CCG® Controlled Compression Gasket
Fasteners	PCS Polymer Coated Stainless Steel Hardware
Ingress protection	IP66
Impact resistance	IK09
Corrosion resistance	5CE
Windage	0.133 m <sup>2</sup>

---

### Electrical description

---

Power supply	220-240V / 50-60 Hz
Driver / Ballast	Integral EC electronic converter. DALI
Power factor	> 0.9
Surge protection	6/6 kV (optional SP10)

---

### Additional information

---

Lifetime	Ta=25° L90B10 > 90000h
Energy efficiency class	C-D (Light source)

---

#### Fagerhult Lighting Ltd

33-34 Dolben Street, SE1 0UQ London, United Kingdom

<https://we-ef.com/uk>

Subject to technical changes and errors. - Generated on 23/11/2024

# ZFT440 LED

Pole mounted

**we-ef**

## Options

### Light distribution



rectangular, side throw [R65]



asymmetric, side throw beam [S65]

### Colour temperature



3000 K



4000 K



2700 K



### Nominal Watt

27 W

15 W

2 W

## Configurations

Light distribution	Part ID	Light source	Rated lumens	Rated input power	CRI	Weight (kg)	
asymmetric, side throw [S65] 	115-1293	LED-9/27W / 1050 mA - 3000 K	3269.5	30 W	80	5.60	
	115-1293-70	LED-9/27W / 1050 mA - 3000 K	3725.7	30 W	70	5.60	
	115-1294	LED-9/27W / 1050 mA - 4000 K	3421.5	30 W	80	5.60	
	115-1294-70	LED-9/27W / 1050 mA - 4000 K	3877.7	30 W	70	5.60	
	115-1369	LED-9/9W / 350 mA - 3000 K	1178.5	11 W	80	5.60	
	115-1369-70	LED-9/9W / 350 mA - 3000 K	1368.6	11 W	70	5.60	
	115-1370	LED-9/9W / 350 mA - 4000 K	1292.6	11 W	80	5.60	
	115-1370-70	LED-9/9W / 350 mA - 4000 K	1444.6	11 W	70	5.60	
	115-1371	LED-9/18W / 700 mA - 3000 K	2205	20 W	80	5.60	
	115-1371-70	LED-9/18W / 700 mA - 3000 K	2509.1	20 W	70	5.60	
	115-1372	LED-9/18W / 700 mA - 4000 K	2357.1	20 W	80	5.60	
	115-1372-70	LED-9/18W / 700 mA - 4000 K	2661.2	20 W	70	5.60	
	115-1605	LED-9/9W / 350 mA - 2700 K	1102.5	11 W	80	5.60	
	115-1605-70	LED-9/9W / 350 mA - 2700 K	1178.5	11 W	70	5.60	
	115-1606	LED-9/18W / 700 mA - 2700 K	2052.9	20 W	80	5.60	
	115-1606-70	LED-9/18W / 700 mA - 2700 K	2205	20 W	70	5.60	
	115-1617	LED-9/27W / 1050 mA - 2700 K	3117.4	30 W	80	5.60	
	115-1617-70	LED-9/27W / 1050 mA - 2700 K	3573.6	30 W	70	5.60	
	rectangular, side throw [R65] 	115-1289	LED-9/27W / 1050 mA - 3000 K	3354	30 W	80	5.60
		115-1289-70	LED-9/27W / 1050 mA - 3000 K	3822	30 W	70	5.60
115-1290		LED-9/27W / 1050 mA - 4000 K	3510	30 W	80	5.60	
115-1290-70		LED-9/27W / 1050 mA - 4000 K	3978	30 W	70	5.60	
115-1365		LED-9/9W / 350 mA - 3000 K	1209	11 W	80	5.60	
115-1365-70		LED-9/9W / 350 mA - 3000 K	1404	11 W	70	5.60	
115-1366		LED-9/9W / 350 mA - 4000 K	1326	11 W	80	5.60	
115-1366-70		LED-9/9W / 350 mA - 4000 K	1482	11 W	70	5.60	
115-1367		LED-9/18W / 700 mA - 3000 K	2262	20 W	80	5.60	
115-1367-70		LED-9/18W / 700 mA - 3000 K	2574	20 W	70	5.60	
115-1368		LED-9/18W / 700 mA - 4000 K	2418	20 W	80	5.60	
115-1368-70		LED-9/18W / 700 mA - 4000 K	2730	20 W	70	5.60	
115-1607		LED-9/9W / 350 mA - 2700 K	1131	11 W	80	5.60	
115-1607-70		LED-9/9W / 350 mA - 2700 K	1209	11 W	70	5.60	
115-1608		LED-9/18W / 700 mA - 2700 K	2106	20 W	80	5.60	
115-1608-70		LED-9/18W / 700 mA - 2700 K	2262	20 W	70	5.60	
115-1616		LED-9/27W / 1050 mA - 2700 K	3198	30 W	80	5.60	

# ZFT440 LED

Pole mounted

**we-ef**

Light distribution	Part ID	Light source	Rated lumens	Rated input power	CRI	Weight (kg)
	115-1616-70	LED-9/27W / 1050 mA - 2700 K	3666	30 W	70	5.60

**Fagerhult Lighting Ltd**

33-34 Dolben Street, SE1 0UQ London, United Kingdom

<https://we-ef.com/uk>

Subject to technical changes and errors. - Generated on 23/11/2024

# ZFT440 LED

Pole mounted

**we-ef**

## Control

### Eco Step Dim® Basic

Description	Part ID
Eco Step Dim® Basic LED	430-0001

### Eco Step Dim® Advanced

Description	Part ID
Eco Step Dim® Advanced LED	430-0002

**Fagerhult Lighting Ltd**

33-34 Dolben Street, SE1 0UQ London, United Kingdom

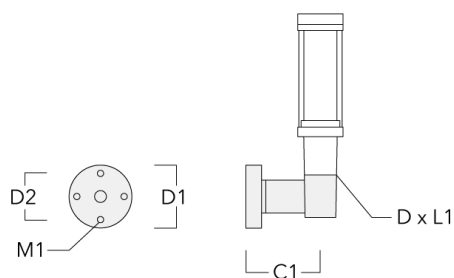
<https://we-ef.com/uk>

Subject to technical changes and errors. - Generated on 23/11/2024

## Mounting Accessories

### Wall and pole brackets RZ

Description	Part ID	C1	D1	D2	D × L1	M1	Weight (kg)
RZ0-400 Wall bracket, single	115-1324	277	231	195	76 x 80	12	3.50



RZ2-400 Pole bracket, double	115-1323	258			76 x 100		4.90
------------------------------	----------	-----	--	--	----------	--	------

