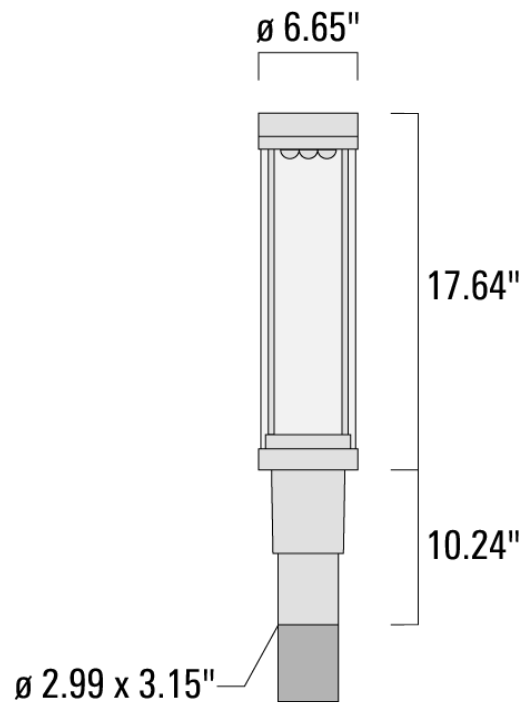


ZFT440 LED

Street and Area Lighting

we-ef



WE-EF LIGHTING USA, LLC

410-D Keystone Drive, 15086 Warrendale, PA 15086 - Phone: +1 724 742 0030
customersupport.usa@we-ef.com - <https://we-ef.com/us>
Subject to technical changes and errors. - Generated on 11/23/2024

ZFT440 LED

Street and Area Lighting







Description

IP66. Post top luminaire with shielded light source and canopy highlight feature.

WE-EF LIGHTING USA, LLC

410-D Keystone Drive, 15086 Warrendale, PA 15086 - Phone: +1 724 742 0030
customersupport.usa@we-ef.com - <https://we-ef.com/us>
Subject to technical changes and errors. - Generated on 11/23/2024

Specifications**Material description**

Body	Marine-grade die-cast aluminium alloy
Lens	Clear polycarbonate lens
Colors	 RAL9004 Black  RAL9007 Grey Metallic  RAL9016 White  RAL8019 Dark Bronze
Gasket	Silicone rubber gasket
Fasteners	PCS Polymer Coated Stainless Steel hardware
Ingress protection	IP66
Impact resistance	IK09
Corrosion resistance	5CE
Windage	0.133 m ²

Electrical description

Power supply	Integral [ECG] LED driver in 120 or 277 volt.
Driver / Ballast	Integral EC electronic converter
Power factor	> 0.9

Additional information

Lifetime	Ta=25°/40° L90B10 > 90000h
Listings	Contact WE-EF USA for ETL/UL certification status.

ZFT440 LED

Street and Area Lighting



Options

Light distribution



[R65] Type IV Medium



[S65] Type III Medium

Color temperature



3000 K



4000 K



2700 K

Nominal Watt

27 W

15 W

2 W

WE-EF LIGHTING USA, LLC

410-D Keystone Drive, 15086 Warrendale, PA 15086 - Phone: +1 724 742 0030
customersupport.usa@we-ef.com - <https://we-ef.com/us>

Subject to technical changes and errors. - Generated on 11/23/2024

ZFT440 LED

Street and Area Lighting

Configurations

Light distribution	Part ID	Light source	Rated lumens	Rated input power	CRI	Weight (lb)
	115-1289	LED-9/27W / 1050 mA - 3000 K	3354	30 W	80	13.00
	115-1290	LED-9/27W / 1050 mA - 4000 K	3510	30 W	80	13.00
	115-1365	LED-9/9W / 350 mA - 3000 K	1209	11 W	80	13.00
	115-1366	LED-9/9W / 350 mA - 4000 K	1326	11 W		13.00
	115-1367	LED-9/18W / 700 mA - 3000 K	2262	20 W	80	13.00
	115-1368	LED-9/18W / 700 mA - 4000 K	2418	20 W	80	13.00
	115-1607	LED-9/9W / 350 mA - 2700 K	1131	11 W	80	13.00
	115-1608	LED-9/18W / 700 mA - 2700 K	2106	20 W	80	13.00
	115-1616	LED-9/27W / 1050 mA - 2700 K	3198	30 W	80	13.00
	115-1293	LED-9/27W / 1050 mA - 3000 K	3269.5	30 W	80	13.00
	115-1294	LED-9/27W / 1050 mA - 4000 K	3421.5	30 W	80	13.00
	115-1370	LED-9/9W / 350 mA - 4000 K	1292.6	11 W		13.00
	115-1371	LED-9/18W / 700 mA - 3000 K	2205	20 W	80	13.00
	115-1372	LED-9/18W / 700 mA - 4000 K	2357.1	20 W	80	13.00
	115-1605	LED-9/9W / 350 mA - 2700 K	1102.5	11 W	80	13.00
	115-1606	LED-9/18W / 700 mA - 2700 K	2052.9	20 W	80	13.00
	115-1617	LED-9/27W / 1050 mA - 2700 K	3117.4	30 W	80	13.00

WE-EF LIGHTING USA, LLC

410-D Keystone Drive, 15086 Warrendale, PA 15086 - Phone: +1 724 742 0030

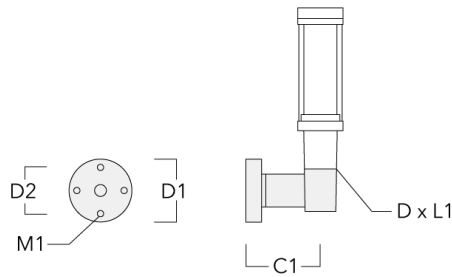
customersupport.usa@we-ef.com - <https://we-ef.com/us>

Subject to technical changes and errors. - Generated on 11/23/2024

Mounting Accessories

Wall and pole brackets RZ

Description	Part ID	C1	D1	D2	D x L1	M1	Weight (lb)
RZ0-400 Wall bracket, single	115-1324	10.90"	9.1"	7.67"	3" x 3"	0.47"	7.72 lbs



RZ2-400 Pole bracket, double	115-1323	10.16"			3" x 3"		10.8 lbs
------------------------------	----------	--------	--	--	---------	--	----------

