






Description

IP66, Class I. Class II on request. IK08. Marine-grade, die-cast aluminium alloy. 5CE superior corrosion protection including PCS hardware. Silicone CCG® Controlled Compression Gasket. PMMA main lens. The luminaire is factory sealed and does not need to be opened during installation. Integral EC converter. Factory installed LED circuit board. Removable LED boards for upgrading. CAD-optimised indirect optics for superior illumination and glare control.

Pole mounted

Specifications

Material description

Body	Marine-grade, die-cast aluminium alloy
Lens	PMMA
Colours	 RAL9004 Signal black  RAL9006 White aluminium  RAL9007 Grey aluminium  RAL7016 Anthracite grey  RAL9016 Traffic white
Gasket	Silicone CCG® Controlled Compression Gasket
Fasteners	PCS Polymer Coated Stainless Steel Hardware
Ingress protection	IP66
Impact resistance	IK08
Corrosion resistance	5CE
Windage	0.162 m ²

Electrical description

Power supply	220-240V / 50-60 Hz
Driver / Ballast	Integral EC electronic converter
Power factor	> 0.9
Surge protection	6/6 kV (optional SP10)

Additional information

Lifetime	Ta=25° L70B50 > 50000h
Energy efficiency class	C-D (Light source)




ZFT460-FT LED

Pole mounted

we-ef

Options

Light distribution

	symmetric distribution [C60]
	controlled symmetric distribution [C50]
	rectangular [R50]




Colour temperature

	3000 K
	4000 K
	2700 K

Nominal Watt

24 W
0 W

Configurations

Light distribution	Part ID	Light source	Rated lumens	Rated input power	CRI	Weight (kg)
controlled symmetric distribution [C50] 	115-1545	LED-FT-24W / 700 mA - 3000 K	3194.2	27 W	80	7.10
	115-1546	LED-FT-24W / 700 mA - 4000 K	3330.5	27 W	80	7.10
	115-1547	LED-FT-37W / 700 mA - 3000 K	4791.3	42 W	80	7.10
	115-1548	LED-FT-37W / 700 mA - 4000 K	5067.6	42 W	80	7.10
	115-1591	LED-FT-24W / 700 mA - 2700 K	3065.6	27 W	80	7.10
	115-1592	LED-FT-37W / 700 mA - 2700 K	4651.3	42 W	80	7.10
rectangular [R50] 	115-1843	LED-FT-24W / 700 mA - 3000 K	3210.9	27 W	80	7.10
	115-1869	LED-FT-24W / 700 mA - 4000 K	3347.9	27 W	80	7.10
	115-1870	LED-FT-24W / 700 mA - 2700 K	3081.6	27 W	80	7.10
	115-1871	LED-FT-37W / 700 mA - 3000 K	4816.4	42 W	80	7.10
	115-1872	LED-FT-37W / 700 mA - 4000 K	5094.1	42 W	80	7.10
	115-1873	LED-FT-37W / 700 mA - 2700 K	4675.6	42 W	80	7.10
symmetric distribution [C60] 	115-1345	LED-FT-24W / 700 mA - 3000 K	3150.5	27 W	80	7.10
	115-1346	LED-FT-24W / 700 mA - 4000 K	3284.9	27 W	80	7.10
	115-1347	LED-FT-37W / 700 mA - 3000 K	4725.7	42 W	80	7.10
	115-1348	LED-FT-37W / 700 mA - 4000 K	4998.2	42 W	80	7.10
	115-1593	LED-FT-24W / 700 mA - 2700 K	3023.6	27 W	80	7.10
	115-1594	LED-FT-37W / 700 mA - 2700 K	4587.6	42 W	80	7.10

ZFT460-FT LED

Pole mounted

we-ef

Control

Eco Step Dim® Basic

Description	Part ID
Eco Step Dim® Basic LED	430-0001

Eco Step Dim® Advanced

Description	Part ID
Eco Step Dim® Advanced LED	430-0002

WE-EF LEUCHTEN GmbH

Töpinger Straße 16, 29646 Bispingen, Germany - Phone: +49 5194 909-0

info@we-ef.com - <https://we-ef.com>

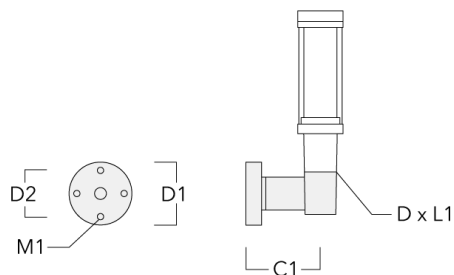
Subject to technical changes and errors. - Generated on 23/10/2024

Pole mounted

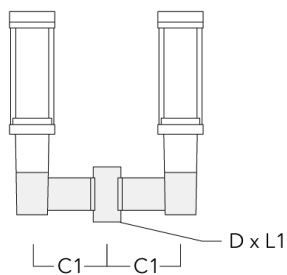
Mounting Accessories

Wall and pole brackets RZ

Description	Part ID	C1	D1	D2	D × L1	M1	Weight (kg)
RZ0-400 Wall bracket, single	115-1324	277	231	195	76 x 80	12	3.50



RZ2-400 Pole bracket, double	115-1323	258			76 x 100		4.90
------------------------------	----------	-----	--	--	----------	--	------

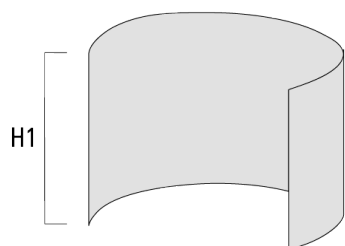


Pole mounted

Optical Accessories

Light shield

Description	Part ID	H1
LS180-[C60]	159-0321	120



ZFT460-FT LED

Pole mounted

WE-EF LEUCHTEN GmbH

Töpinger Straße 16, 29646 Bispingen, Germany

Phone: +49 5194 909-0

info@we-ef.com

<https://we-ef.com>

Subject to technical changes and errors.

Generated on 23/10/2024