**Description**

IP66. Class I. IK08. Marine-grade, die-cast aluminium alloy. 5CE superior corrosion protection include PCS hardware. PMMA lens. Silicone CCG® Controlled Compression Gasket. Luminaire is factory-sealed and does not need to be opened during installation.

Integral electronic converter with DALI interface in thermally separated compartment. Advanced thermal management protects LEDs while optimising lumens output. Removable LED boards for upgrading. CAD-optimised optics for superior illumination and glare control.

Including 0.5 m cable with a cable connector.

Recommended mounting height 3.0 - 6.0 m.





ZFT460 LED

Pole mounted

we-ef

Specifications

Material description

Body	Marine-grade, die-cast aluminium alloy
Lens	PMMA lens
Colours	 RAL9004 Signal black  RAL9007 Grey aluminium  RAL7016 Anthracite grey  RAL9016 Traffic white
Gasket	Silicone CCG® Controlled Compression Gasket
Fasteners	PCS hardware
Ingress protection	IP66
Impact resistance	IK08
Corrosion resistance	5CE
Windage	0.162 m ²

Electrical description

Power supply	220-240V / 50-60 Hz
Driver / Ballast	Integral electronic converter with DALI interface in thermally separated compartment
Power factor	> 0.9

Additional information

Lifetime	Ta=25° L90B10 > 90000h
BUG Rating	Please see individual Spec Sheets for classification of Backlight, Uplight and Glare

WE-EF LIGHTING (Thailand) Co., Ltd.

57 Moo 5, Kingkaew Rd., Bangplee, 10540 Samutprakarn - Phone: +66 2 738 96 20 - Fax: +66 2 738 96 29

<https://we-ef.com/asia>

Subject to technical changes and errors. - Generated on 24/11/2024

ZFT460 LED

Pole mounted

we-ef

Options

Light distribution



rectangular, side throw [R65]



asymmetric, side throw [S65]

Colour temperature



3000 K



4000 K



2700 K

Nominal Watt



0 W

ZFT460 LED

Pole mounted

we-ef

Configurations

Light distribution	Part ID	Light source	Rated lumens	Rated input power	CRI	Weight (kg)
asymmetric, side throw [S65] 	115-1310	LED-18/36W / 700 mA - 3000 K	4448.4	41 W	80	8.50
	115-1311	LED-18/36W / 700 mA - 4000 K	4755.2	41 W	80	8.50
	115-1351	LED-18/54W / 1050 mA - 3000 K	6595.9	59 W	80	8.50
	115-1352	LED-18/54W / 1050 mA - 4000 K	6902.7	59 W	80	8.50
	115-1609	LED-18/36W / 700 mA - 2700 K	4141.6	41 W	80	8.50
	115-1610	LED-18/54W / 1050 mA - 2700 K	6289.1	59 W	80	8.50
rectangular, side throw [R65] 	115-1308	LED-18/36W / 700 mA - 3000 K	4638	41 W	80	8.50
	115-1309	LED-18/36W / 700 mA - 4000 K	4957.8	41 W	80	8.50
	115-1349	LED-18/54W / 1050 mA - 3000 K	6877	59 W	80	8.50
	115-1350	LED-18/54W / 1050 mA - 4000 K	7196.9	59 W	80	8.50
	115-1611	LED-18/36W / 700 mA - 2700 K	4318.1	41 W	80	8.50
	115-1612	LED-18/54W / 1050 mA - 2700 K	6557.2	59 W	80	8.50

WE-EF LIGHTING (Thailand) Co., Ltd.

57 Moo 5, Kingkaew Rd., Bangplee, 10540 Samutprakarn - Phone: +66 2 738 96 20 - Fax: +66 2 738 96 29

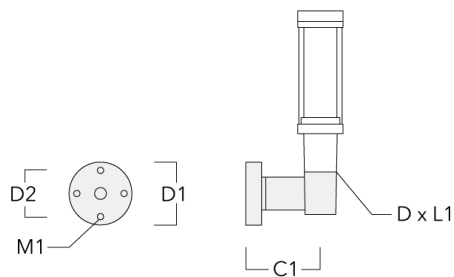
<https://we-ef.com/asia>

Subject to technical changes and errors. - Generated on 24/11/2024

Mounting Accessories

Wall and pole brackets RZ

Description	Part ID	C1	D1	D2	D × L1	M1	Weight (kg)
Wall bracket RZO-400, single	115-1324	277	231	195	76 x 80	12	3.50



Pole bracket RZ2-400, double	115-1323	258			76 x 100	4.90	
------------------------------	----------	-----	--	--	----------	------	--

