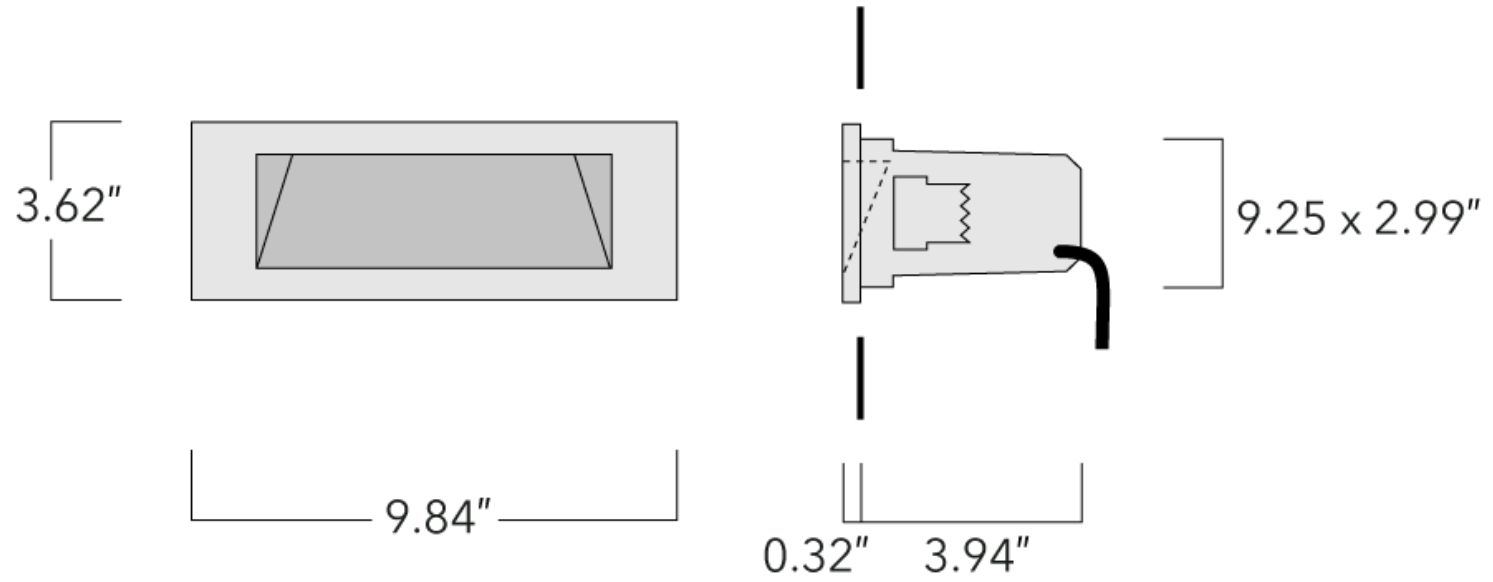
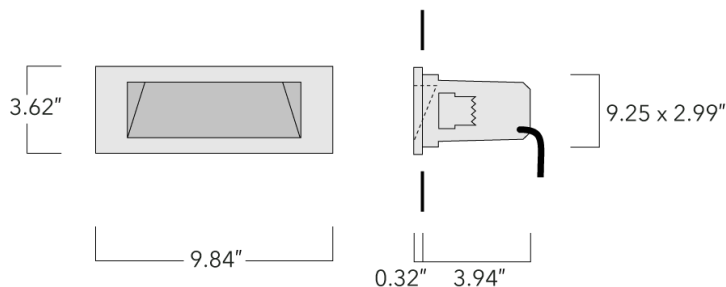


STI259 LED

Recessed Wall Luminaires





Description

Downward aimed shielded light source.

ADA (American Disabilities Act) Compliant.

IP66. Class I. IK10. Marine-grade, die-cast aluminum alloy. 5CE superior corrosion protection including PCS hardware. Silicone CCG® Controlled Compression Gasket. Safety glass lens. Two cable entries. Integral driver. Factory-installed LED circuit board. 0-10V Dimming standard. ETL, UL-1598, CSA-C22.2#250.0. Suitable for Wet Locations.

A pre-installation blackout is available and recommended for mounting in concrete walls; to be ordered separately.

Specify product with 7 Digit product code - Finish Color. Accessories, such as mounting, optical, and electrical, must be specified separately.

Example: XXX-XXXX-9004 (Black)

+ XXX-XXXX (Accessory 1)

Recessed Wall Luminaires

Specifications

Material description

Body	Marine-grade die-cast aluminium alloy
Lens	Safety glass lens
Colors	<div><div></div> RAL9004 Black</div> <div><div></div> RAL9007 Grey Metallic</div> <div><div></div> RAL9016 White</div> <div><div></div> RAL8019 Dark Bronze</div>
Gasket	Silicone rubber gasket
Fasteners	PCS Polymer Coated Stainless Steel Hardware
Ingress protection	IP66
Impact resistance	IK10
Corrosion resistance	5CE

Electrical description

Power supply	Integral [ECG] electronic driver 120V-277V. 0-10V dimmable, to be specified with order.
Driver / Ballast	Integral EC electronic converter

Additional information

Lifetime	Ta=25°/40° L80B10 > 54000h
Listings	ETL, UL-1598, CSA-C22.2#250.0. Suitable for Wet Locations.

STI259 LED

Recessed Wall Luminaires



Options

Light distribution



asymmetric, forward-throw [A60]

Color temperature



3000 K



4000 K

Nominal Watt

0 W

WE-EF LIGHTING USA, LLC


410-D Keystone Drive, 15086 Warrendale, PA 15086 - Phone: +1 724 742 0030
customersupport.usa@we-ef.com - <https://we-ef.com/us>
Subject to technical changes and errors. - Generated on 08/14/2025

STI259 LED



Recessed Wall Luminaires

Configurations

Light distribution	Part ID	Light source	Delivered lumens	Rated input power	CRI	Weight (lb)
asymmetric, forward-throw [A60] 	133-0404	LED-18/9W / 500 mA - 4000 K	383.6	11 W	80	2.60
	133-0405	LED-18/9W / 500 mA - 3000 K	360.7	11 W	80	2.60

Mounting Accessories

Installation blackout

Description	Part ID	A	B	C1	C
Installation blackout BST25-I	133-0076	10.51"	5.19"	5.12"	130

