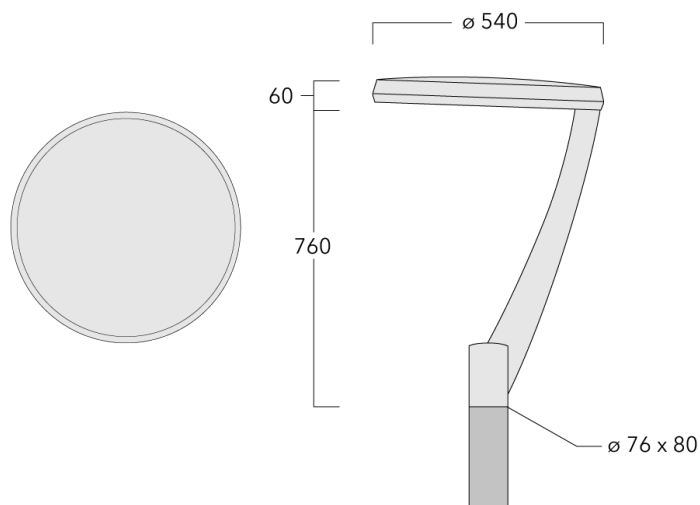


# RMM320 LED

Pole mounted

**we-ef**



## Description

IP66, Class I. Class II on request. IK09. Marine-grade, die-cast aluminium alloy. 5CE superior corrosion protection including PCS hardware. Silicone CCG® Controlled Compression Gasket. RFC® Reflection Free Contour main lens. Integral EC electronic converter. DALI. CAD-optimised OLC® One LED Concept optics for superior illumination and glare control. Factory installed LED circuit board. The luminaire is factory-sealed and does not need to be opened during installation.

Optional 2200 K version up to max. 1050mA available. To be specified at time of ordering.

## Fagerhult Lighting Ltd

33-34 Dolben Street, SE1 0UQ London, United Kingdom






<https://we-ef.com/uk>

Subject to technical changes and errors. - Generated on 27/11/2024

### Specifications

#### Material description

---

Body	Marine-grade, die-cast aluminium alloy
Lens	RFC® Reflection Free Contour main lens
Colours	 RAL9004 Signal black  RAL9006 White aluminium  RAL9007 Grey aluminium  RAL7016 Anthracite grey  RAL9016 Traffic white
Gasket	Silicone CCG® Controlled Compression Gasket
Ingress protection	IP66
Impact resistance	IK09
Corrosion resistance	5CE
Windage	0.229 m <sup>2</sup>

---

#### Electrical description

---

Driver / Ballast	Integral EC electronic converter. DALI
Surge protection	6/6 kV (optional SP10)

---

#### Additional information

---

Lifetime	Ta=25° L90B10 > 90000h
Energy efficiency class	C-D (Light source)


---

# RMM320 LED

Pole mounted

## Options

### Light distribution



pedestrian/bicycle lane [P65]



asymmetric, side throw beam [S65]



rectangular, side throw [R65]

### Colour temperature



3000 K



4000 K





2700 K

### Nominal Watt


0 W

## Configurations

Light distribution	Part ID	Light source	Rated lumens	Rated input power	CRI	Weight (kg)
asymmetric, side throw beam [S65] 	105-0113	LED-24/24W / 350 mA - 3000 K	3429	27 W	80	10.00
	105-0113-70	LED-24/24W / 350 mA - 3000 K	3982.1	27 W	70	10.00
	105-0114	LED-24/24W / 350 mA - 4000 K	3760.9	27 W	80	10.00
	105-0114-70	LED-24/24W / 350 mA - 4000 K	4203.3	27 W	70	10.00
	105-0114-70	LED-24/24W / 350 mA - 4000 K	4203.3	27 W	70	10.00
	105-0121	LED-24/48W / 700 mA - 3000 K	6081.1	54 W	80	10.00
	105-0121-70	LED-24/48W / 700 mA - 3000 K	6919.9	54 W	70	10.00
	105-0122	LED-24/48W / 700 mA - 4000 K	6500.5	54 W	80	10.00
	105-0122-70	LED-24/48W / 700 mA - 4000 K	7339.3	54 W	70	10.00
	105-0127	LED-24/72W / 1050 mA - 3000 K	9512.8	79 W	80	10.00
	105-0127-70	LED-24/72W / 1050 mA - 3000 K	10840.2	79 W	70	10.00
	105-0128	LED-24/72W / 1050 mA - 4000 K	9955.2	79 W	80	10.00
	105-0128-70	LED-24/72W / 1050 mA - 4000 K	11282.6	79 W	70	10.00
	105-0228	LED-24/24W / 350 mA - 2700 K	3207.8	27 W	80	10.00
	105-0228-70	LED-24/24W / 350 mA - 2700 K	3429	27 W	70	10.00
	105-0229	LED-24/48W / 700 mA - 2700 K	5661.7	54 W	80	10.00
105-0229-70	LED-24/48W / 700 mA - 2700 K	6081.1	54 W	70	10.00	
105-0230	LED-24/72W / 1050 mA - 2700 K	9070.3	79 W	80	10.00	
105-0230-70	LED-24/72W / 1050 mA - 2700 K	10397.7	79 W	70	10.00	
pedestrian/bicycle lane [P65] 	105-0117	LED-24/24W / 350 mA - 3000 K	3279.4	27 W	80	10.00
	105-0117-70	LED-24/24W / 350 mA - 3000 K	3414.8	27 W	70	10.00
	105-0118	LED-24/24W / 350 mA - 4000 K	3596.8	27 W	80	10.00
	105-0118-70	LED-24/24W / 350 mA - 4000 K	3589.8	27 W	70	10.00
	105-0123	LED-24/48W / 700 mA - 3000 K	5815.8	54 W	80	10.00
	105-0123-70	LED-24/48W / 700 mA - 3000 K	5815.8	54 W	70	10.00
	105-0124	LED-24/48W / 700 mA - 4000 K	6216.9	54 W	80	10.00
	105-0124-70	LED-24/48W / 700 mA - 4000 K	6216.9	54 W	70	10.00
	105-0129	LED-24/72W / 1050 mA - 3000 K	9097.7	79 W	80	10.00
	105-0129-70	LED-24/72W / 1050 mA - 3000 K	9097.7	79 W	70	10.00
	105-0130	LED-24/72W / 1050 mA - 4000 K	9520.9	79 W	80	10.00
	105-0130-70	LED-24/72W / 1050 mA - 4000 K	10790.3	79 W	70	10.00
	105-0234	LED-24/24W / 350 mA - 2700 K	3067.8	27 W	80	10.00
	105-0234-70	LED-24/24W / 350 mA - 2700 K	3279.4	27 W	70	10.00
	105-0235	LED-24/48W / 700 mA - 2700 K	5414.7	54 W	80	10.00
	105-0235-70	LED-24/48W / 700 mA - 2700 K	5815.8	54 W	70	10.00

# RMM320 LED

## Pole mounted

Light distribution	Part ID	Light source	Rated lumens	Rated input power	CRI	Weight (kg)
rectangular, side throw [R65] 	105-0236	LED-24/72W / 1050 mA - 2700 K	8674.6	79 W	80	10.00
	105-0236-70	LED-24/72W / 1050 mA - 2700 K	9944	79 W	70	10.00
	105-0115	LED-24/24W / 350 mA - 3000 K	3203.7	27 W	80	10.00
	105-0115-70	LED-24/24W / 350 mA - 3000 K	3720.4	27 W	70	10.00
	105-0116	LED-24/24W / 350 mA - 4000 K	3513.7	27 W	80	10.00
	105-0116-70	LED-24/24W / 350 mA - 4000 K	3927.1	27 W	70	10.00
	105-0119	LED-24/48W / 700 mA - 3000 K	5681.5	54 W	80	10.00
	105-0119-70	LED-24/48W / 700 mA - 3000 K	6465.1	54 W	70	10.00
	105-0120	LED-24/48W / 700 mA - 4000 K	6073.3	54 W	80	10.00
	105-0120-70	LED-24/48W / 700 mA - 4000 K	6856.9	54 W	70	10.00
	105-0125	LED-24/72W / 1050 mA - 3000 K	8424.2	79 W	80	10.00
	105-0125-70	LED-24/72W / 1050 mA - 3000 K	9599.7	79 W	70	10.00
	105-0126	LED-24/72W / 1050 mA - 4000 K	8816.1	79 W	80	10.00
	105-0126-70	LED-24/72W / 1050 mA - 4000 K	9991.5	79 W	70	10.00
	105-0231	LED-24/24W / 350 mA - 2700 K	2997	27 W	80	10.00
	105-0231-70	LED-24/24W / 350 mA - 2700 K	2519.4	21 W	70	10.00
	105-0232	LED-24/48W / 700 mA - 2700 K	5289.6	54 W	80	10.00
	105-0232-70	LED-24/48W / 700 mA - 2700 K	5681.5	54 W	70	10.00
	105-0233	LED-24/72W / 1050 mA - 2700 K	8032.4	79 W	80	10.00
	105-0233-70	LED-24/72W / 1050 mA - 2700 K	9207.9	79 W	70	10.00