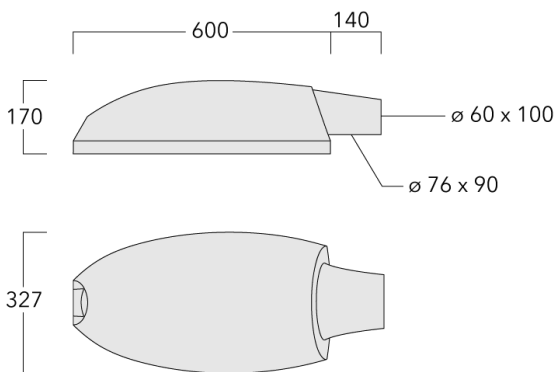


# EFL540 LED

Pole mounted

**we-ef**



## Description

IP66, Class I. Class II on request. IK08. Marine-grade die-cast aluminium alloy. 5CE superior corrosion protection including PCS hardware. Silicone CCG® Controlled Compression Gasket. Safety glass lens, hinged. Integral EC electronic converter. DALI. CAD- optimised OLC® PMMA lens. Integrated surge protection 6/6kV.

Optional 2200 K version available. To be specified at time of ordering.

## WE-EF LEUCHTEN GmbH

Töpinger Straße 16, 29646 Bispingen, Germany - Phone: +49 5194 909-0

info@we-ef.com - <https://we-ef.com>

Subject to technical changes and errors. - Generated on 23/10/2024

# EFL540 LED






Pole mounted

**we-ef**

## Specifications

### Material description

---

Body	Marine-grade, die-cast aluminium alloy
Lens	Safety glass lens, hinged
Colours	 RAL9004 Signal black  RAL9006 White aluminium  RAL9007 Grey aluminium  RAL7016 Anthracite grey  RAL9016 Traffic white
Gasket	Silicone CCG® Controlled Compression Gasket
Fasteners	PCS Polymer Coated Stainless Steel Hardware
Ingress protection	IP66
Impact resistance	IK08
Corrosion resistance	5CE
Windage	0.098 m <sup>2</sup>

---

### Electrical description

---

Power supply	220-240V / 50-60 Hz
Driver / Ballast	Integral EC electronic converter. DALI
Power factor	> 0.9
Surge protection	6/6 kV (optional SP10)

---

### Additional information

---

Lifetime	Ta=25° L90B10 > 90000h
Energy efficiency class	C-D (Light source)

---

#### WE-EF LEUCHTEN GmbH

Töpinger Straße 16, 29646 Bispingen, Germany - Phone: +49 5194 909-0

info@we-ef.com - <https://we-ef.com>

Subject to technical changes and errors. - Generated on 23/10/2024

# EFL540 LED

Pole mounted

## Options

### Light distribution



asymmetric, side throw beam [S65]



rectangular, side throw [R65]

### Colour temperature



3000 K



4000 K





2700 K

### Nominal Watt

43 W

61 W

## Configurations

Light distribution	Part ID	Light source	Rated lumens	Rated input power	CRI	Weight (kg)
asymmetric, side throw beam [S65] 	107-0080	LED-18/36W / 700 mA - 4000 K	4471.2	41 W	80	9.90
	107-0080-70	LED-18/36W / 700 mA - 4000 K	5048.1	41 W	70	9.90
	107-0081	LED-18/36W / 700 mA - 3000 K	4182.7	41 W	80	9.90
	107-0081-70	LED-18/36W / 700 mA - 3000 K	4759.7	41 W	70	9.90
	107-0084	LED-18/54W / 1050 mA - 3000 K	6202	59 W	80	9.90
	107-0084-70	LED-18/54W / 1050 mA - 3000 K	7067.4	59 W	70	9.90
	107-0085	LED-18/54W / 1050 mA - 4000 K	6490.5	59 W	80	9.90
	107-0085-70	LED-18/54W / 1050 mA - 4000 K	7355.9	59 W	70	9.90
	107-0112	LED-18/36W / 700 mA - 2700 K	3894.3	41 W	80	9.90
	107-0112-70	LED-18/36W / 700 mA - 2700 K	4182.7	41 W	70	9.90
	107-0113	LED-18/54W / 1050 mA - 2700 K	5913.5	59 W	80	9.90
	107-0113-70	LED-18/54W / 1050 mA - 2700 K	6778.9	59 W	70	9.90
	rectangular, side throw [R65] 	107-0082	LED-18/36W / 700 mA - 4000 K	4073.5	41 W	80
107-0082-70		LED-18/36W / 700 mA - 4000 K	4599.1	41 W	70	9.90
107-0083		LED-18/36W / 700 mA - 3000 K	3810.7	41 W	80	9.90
107-0083-70		LED-18/36W / 700 mA - 3000 K	4336.3	41 W	70	9.90
107-0086		LED-18/54W / 1050 mA - 3000 K	5650.3	59 W	80	9.90
107-0086-70		LED-18/54W / 1050 mA - 3000 K	6438.7	59 W	70	9.90
107-0087		LED-18/54W / 1050 mA - 4000 K	5913.1	59 W	80	9.90
107-0087-70		LED-18/54W / 1050 mA - 4000 K	6701.5	59 W	70	9.90
107-0114		LED-18/36W / 700 mA - 2700 K	3547.9	41 W	80	9.90
107-0114-70		LED-18/36W / 700 mA - 2700 K	3810.7	41 W	70	9.90
107-0115		LED-18/54W / 1050 mA - 2700 K	5387.5	59 W	80	9.90
107-0115-70		LED-18/54W / 1050 mA - 2700 K	6175.9	59 W	70	9.90

# EFL540 LED

Pole mounted

## Control

### Eco Step Dim® Basic

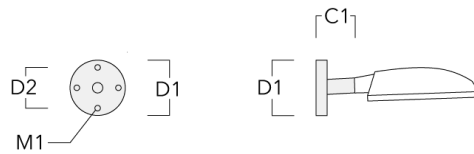
Description	Part ID
Eco Step Dim® Basic LED	430-0001

### Eco Step Dim® Advanced

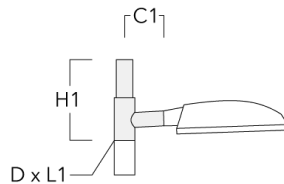
Description	Part ID
Eco Step Dim® Advanced LED	430-0002

**Mounting Accessories****Wall and pole brackets RE**

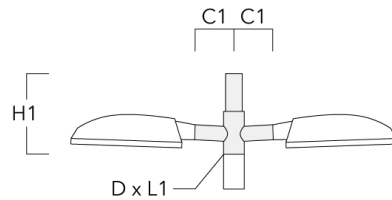
Description	Part ID	C1	D1	D2	D × L1	H1	M1	Weight (kg)	C	H
RE0-540 Wall bracket	111-0084	180	230	195			12	3.20	140	



RE1-540 Pole bracket, single	111-0042	200			76 x 130	550		4.60	200	550
------------------------------	----------	-----	--	--	----------	-----	--	------	-----	-----

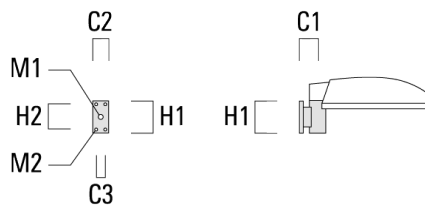


Description	Part ID	C1	D1	D2	D × L1	H1	M1	Weight (kg)	C	H
RE2-540 Pole bracket, double	111-0043	200			76 x 130	550		5.30	200	550



**Wall and pole brackets RV**

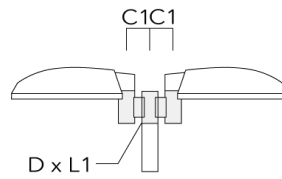
Description	Part ID	Additional information	C1	C2	C3	D1	D × L1	H1	H2	M1	M2	Weight (kg)	C	D	H
RV0 Wall bracket	108-0979	RV0 Wall bracket	108	100	60			200	160	38	12	2.00	108		



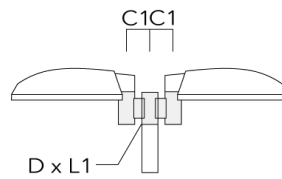
# EFL540 LED

## Pole mounted

Description	Part ID	Additional information	C1	C2	C3	D1	D x L1	H1	H2	M1	M2	Weight (kg)	C	D	H
RV2-76 Pole bracket, double	108-0980	147					76 x 100					4.80	147	76	200



RV2-60 Pole bracket, double	108-0981	147					60 x 100					4.80	147	60	200
-----------------------------	----------	-----	--	--	--	--	----------	--	--	--	--	------	-----	----	-----

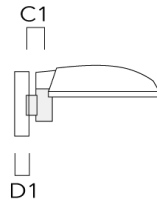




# EFL540 LED

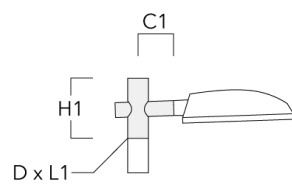
## Pole mounted

Description	Part ID	Additional information	C1	C2	C3	D1	D × L1	H1	H2	M1	M2	Weight (kg)	C	D	H
RV5 Pole bracket	108-0982		108			76-240						1.70	106		200



## Pole brackets RF

Description	Part ID	C1	D × L1	H1	Weight (kg)	C	H
RF1-540 Pole bracket, single	111-0046	200	76 x 80	200	2.60	200	300



### WE-EF LEUCHTEN GmbH

Töpinger Straße 16, 29646 Bispingen, Germany - Phone: +49 5194 909-0

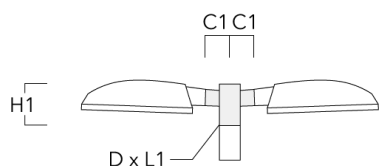
info@we-ef.com - <https://we-ef.com>

Subject to technical changes and errors. - Generated on 23/10/2024

# EFL540 LED

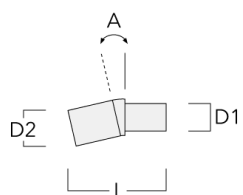
## Pole mounted

Description	Part ID	C1	D × L1	H1	Weight (kg)	C	H
RF2-540 Pole bracket, double	111-0047	200	76 x 80	200	3.30	200	300



## Tilt brackets TB

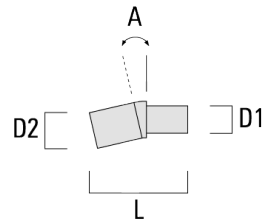
Description	Part ID	A	D1	D2	L	Weight (kg)
TB-540.60-10 Tilt bracket 10°	111-0636	10°	60 x 90	60 x 100	205	0.70



# EFL540 LED

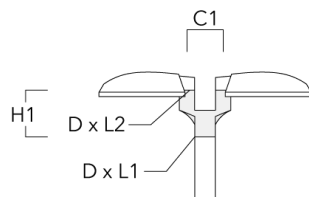
## Pole mounted

Description	Part ID	A	D1	D2	L	Weight (kg)
TB-540.60-15 Tilt bracket 15°	111-0637	15°	60 x 90	60 x 100	205	0.70



## Post top fitter AKV

Description	Part ID	C1	D × L1	D × L2	H1	Weight (kg)
AKV2-76	300-0053	180	76x100	67x	235	1.50



# EFL540 LED

Pole mounted

**we-ef**

## Optical Accessories

### Light shield

Description	Part ID	Additional information
LS180	430-0029	Glare Shield for backlight spill. Glare Shield factory-installed or available as retrofit kit. Suitable for [S60], [S65], [S70], [R65], [P65] lenses. Must be specified at time of ordering.

**WE-EF LEUCHTEN GmbH**

Töpingen Straße 16, 29646 Bispingen, Germany - Phone: +49 5194 909-0

info@we-ef.com - <https://we-ef.com>

Subject to technical changes and errors. - Generated on 23/10/2024

**EFL540 LED**

**Pole mounted**

**WE-EF LEUCHTEN GmbH**

Töpinger Straße 16, 29646 Bispingen, Germany

Phone: +49 5194 909-0

[info@we-ef.com](mailto:info@we-ef.com)

<https://we-ef.com>

Subject to technical changes and errors.

Generated on 23/10/2024