




**Description**

IP65, Class I. Class II on request. IK07. Marine-grade, die-cast aluminium alloy. 5CE superior corrosion protection including PCS hardware. Silicone rubber gasket. Safety glass lens, hinged. Frame with safety catch. Two cable entries. Integral EC electronic converter in thermally separated compartment. CAD-optimised optics for superior illumination and glare control. OLC® One LED Concept. Factory installed LED circuit board. Gimbal mounted, 30° tiltable and 355° rotatable. Optional 2200 K version available. To be specified at time of ordering.

Ceiling luminaires**Specifications****Material description**

Body	Marine-grade die-cast aluminium alloy
Lens	Safety glass lens, hinged
Colours	 RAL9004 Signal black  RAL9006 White aluminium  RAL9007 Grey aluminium  RAL7016 Anthracite grey  RAL9016 Traffic white
Gasket	Silicone rubber gasket
Fasteners	PCS Polymer Coated Stainless Steel Hardware
Ingress protection	IP65
Impact resistance	IK07
Corrosion resistance	5CE

Electrical description

Power supply	220-240V / 50-60 Hz
Driver / Ballast	Standard. Optional DALI version available. To be specified at time of ordering.
Surge protection	6/6 kV

Additional information

Lifetime	Ta=25° L90B10 > 90000h
Energy efficiency class	C-D (Light source)

DAC240-GB LED

Ceiling luminaires

Options

Light distribution



symmetric, wide beam [B]



symmetric, medium beam [M]



symmetric, very narrow beam [EE]



symmetric, very narrow beam, sharp cut-off [EES]



wallwash [A20]

Colour temperature



3000 K



4000 K








2700 K

Nominal Watt

21 W

Configurations

Light distribution	Part ID	Light source	Rated lumens	Rated input power	CRI	Weight (kg)
symmetric, medium beam [M] 	134-1598	LED-12/18W / 500 mA - 3000 K	2241.6	21 W	80	8.50
	134-1599	LED-12/18W / 500 mA - 4000 K	2398	21 W	80	8.50
	134-1945	LED-12/18W / 500 mA - 2700 K	2085.2	21 W	80	8.50
symmetric, very narrow beam [EE] 	134-1602	LED-12/18W / 500 mA - 3000 K	2137.9	21 W	80	8.50
	134-1603	LED-12/18W / 500 mA - 4000 K	2287	21 W	80	8.50
	134-1946	LED-12/18W / 500 mA - 2700 K	1988.7	21 W	80	8.50
symmetric, very narrow beam, sharp cut-off [EES] 	134-1605	LED-12/18W / 500 mA - 3000 K	2388.2	21 W	80	8.50
	134-1606	LED-12/18W / 500 mA - 4000 K	2554.9	21 W	80	8.50
	134-1947	LED-12/18W / 500 mA - 2700 K	2221.6	21 W	80	8.50
symmetric, wide beam [B] 	134-1596	LED-12/18W / 500 mA - 3000 K	1997.5	21 W	80	8.50
	134-1597	LED-12/18W / 500 mA - 4000 K	2136.8	21 W	80	8.50
	134-1944	LED-12/18W / 500 mA - 2700 K	1858.1	21 W	80	8.50
wallwash [A20] 	134-1600	LED-12/18W / 500 mA - 3000 K	1798.6	21 W	80	8.50
	134-1601	LED-12/18W / 500 mA - 4000 K	1924	21 W	80	8.50
	134-1948	LED-12/18W / 500 mA - 2700 K	1673.1	21 W	80	8.50

DAC240-GB LED

Ceiling luminaires

Control

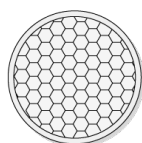
DALI interface

Description	Part ID	C
DALI interface	430-0013	90

Optical Accessories

Honeycomb louvre

Description	Part ID	C1
IW-DAC/DOC240-GB LED	134-1449	98



C1