






Description

IP66, Class I. Class II on request. IK10. Marine-grade, all aluminium construction. 5CE superior corrosion protection including PCS hardware. Silicone CCG® Controlled Compression Gasket. Polycarbonate main lens. Integral EC electronic converter in thermally-separated compartment. CAD-optimised indirect optics for superior illumination and glare control. Factory installed LED circuit board. Pre-wired post complete with cable connecting box and fuse for mains connection.

Optional Eco Step Dim® Motion version available. To be specified at time of ordering.

Specifications**Material description**

Body	Marine-grade all-aluminium construction
Lens	Polycarbonate
Colours	 RAL9004 Signal black
	 RAL9006 White aluminium
	 RAL9007 Grey aluminium
	 RAL7016 Anthracite grey
	 RAL9016 Traffic white
Gasket	Silicone CCG® Controlled Compression Gasket
Fasteners	PCS Polymer Coated Stainless Steel Hardware
Ingress protection	IP66
Impact resistance	IK10
Corrosion resistance	5CE

Electrical description

Power supply	220-240V / 50-60 Hz
Driver / Ballast	Standard. Optional DALI version available. To be specified at time of ordering.
Power factor	> 0.9
Surge protection	10/10kV (SP10)

Additional information

Lifetime	Ta=25° L70B50 > 50000h
Energy efficiency class	D-E (Light source)

ZFY250 LED-FT

Bollards and pathway luminaires

Options

Light distribution



symmetric distribution [C60]

Colour temperature



3000 K



4000 K




2700 K

Nominal Watt

27 W

2 W

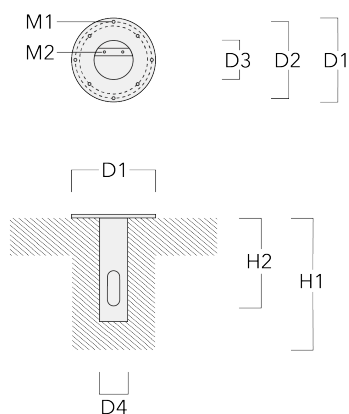
Configurations

Light distribution	Part ID	Light source	Rated lumens	Rated input power	CRI	Weight (kg)
symmetric distribution [C60] 	117-0207	LED-FT-17W / 500 mA - 3000 K	758.2	20 W	80	12.80
	117-0208	LED-FT-17W / 500 mA - 4000 K	790.4	20 W	80	12.80
	117-0209	LED-FT-24W / 700 mA - 3000 K	1042.3	27 W	80	12.80
	117-0210	LED-FT-24W / 700 mA - 4000 K	1086.7	27 W	80	12.80
	117-0324	LED-FT-17W / 500 mA - 2700 K	724.9	20 W	80	12.80
	117-0325	LED-FT-24W / 700 mA - 2700 K	1000.3	27 W	80	12.80

Mounting Accessories

Planted root

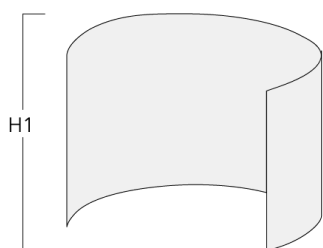
Description	Part ID	D1	D2	D3	D4	H1	H2	M1	M2	Weight (kg)
Planted root ESV4	300-0464	220	190	102	108	400	350	8	6	4.30



Optical Accessories

Light shield

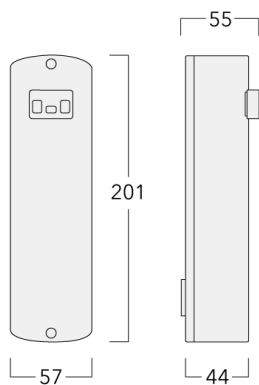
Description	Part ID	H1	Weight (kg)
LS180 ZFY	117-0228	49	0.03



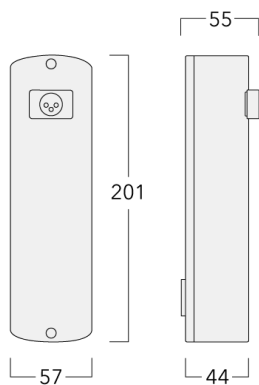
Control

Eco Step Dim® Motion

Description	Part ID
Eco Step Dim® Motion - Linked-Primary	430-0030



Eco Step Dim® Motion - Linked-Secondary	430-0031
---	----------



ZFY250 LED-FT

Bollards and pathway luminaires

Description	Part ID
Eco Step Dim® Motion - Stand-Alone	430-0037

