






### Description

IP66, Class I. Class II on request. IK10. Marine-grade, all aluminium construction. 5CE superior corrosion protection including PCS hardware. Silicone CCG® Controlled Compression Gasket. Polycarbonate main lens. Integral EC electronic converter in thermally-separated compartment. CAD-optimised indirect optics for superior illumination and glare control. Factory installed LED circuit board. Pre-wired post complete with cable connecting box and fuse for mains connection.

Optional Eco Step Dim® Motion version available. To be specified at time of ordering.

**Bollards and pathway luminaires****Specifications****Material description**

---

Body	Marine-grade, all-aluminium construction
Lens	Polycarbonate lens
Colours	 RAL9004 Signal black  RAL9006 White aluminium  RAL9007 Grey aluminium  RAL7016 Anthracite grey  RAL9016 Traffic white
Gasket	Silicone CCG® Controlled Compression Gasket
Fasteners	PCS Polymer Coated Stainless Steel Hardware
Ingress protection	IP66
Impact resistance	IK10
Corrosion resistance	5CE

---

**Electrical description**

---

Power supply	220-240V / 50-60 Hz
Driver / Ballast	Standard. Optional DALI version available. To be specified at time of ordering.
Surge protection	10/10kV (SP10)

---

**Additional information**

---

Lifetime	Ta=25° L70B50 > 50000h
Energy efficiency class	D-E (Light source)

---

# ZFY230 LED-FT

## Bollards and pathway luminaires

### Options

#### Light distribution



symmetric distribution [C60]

#### Colour temperature



3000 K



4000 K




2700 K

#### Nominal Watt

2 W

15 W

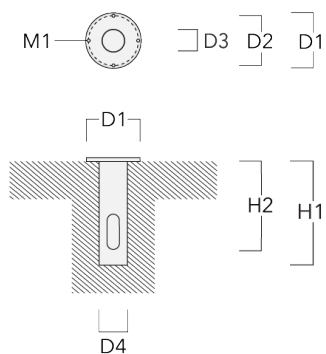
**Configurations**

Light distribution	Part ID	Light source	Rated lumens	Rated input power	CRI	Weight (kg)
symmetric distribution [C60] 	117-0199	LED-FT-17W / 500 mA - 3000 K	1136.2	20 W	80	9.10
	117-0200	LED-FT-17W / 500 mA - 4000 K	1184.3	20 W	80	9.10
	117-0225	LED-FT-12W / 350 mA - 3000 K	758.7	14 W	80	9.10
	117-0227	LED-FT-12W / 350 mA - 4000 K	799.4	14 W	80	9.10
	117-0322	LED-FT-12W / 350 mA - 2700 K	710.6	14 W	80	9.10
	117-0323	LED-FT-17W / 500 mA - 2700 K	1086.2	20 W	80	9.10

### Mounting Accessories

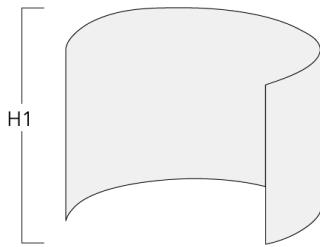
#### Planted root

Description	Part ID	D1	D2	D3	D4	H1	H2	M1	Weight (kg)
Planted root ESV4	300-0461	145	130	60	89	400	350	8	3.83



**Optical Accessories****Light shield**

Description	Part ID	H1	Weight (kg)
LS180 ZFY	117-0228	49	0.03



**Control****DALI interface**

Description	Part ID	Additional information	C
DALI interface	430-0013	DALI variant. The luminaire is equipped with a DT6 Dali driver (Dali 2.0).	90

## Dali 2.0

- Application controllers and Input devices defined
- Single-masters and multi-masters allowed
- Event priorities defined
- Separate addressing & grouping from control gear

Note: Mixing Dali 1 and Dali 2.0 drivers can cause problems because the addressing and the command scope has changed!



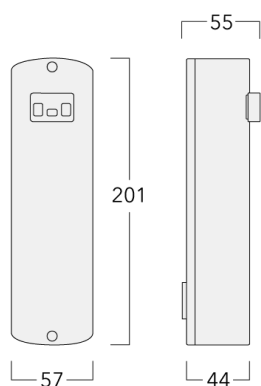
## Bollards and pathway luminaires

### Eco Step Dim® Motion

---

Description	Part ID
Eco Step Dim® Motion - Linked-Primary	430-0030

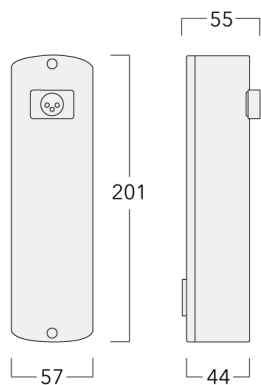
---



---

Eco Step Dim® Motion - Linked-Secondary	430-0031
---	----------

---



# ZFY230 LED-FT

## Bollards and pathway luminaires

---

Description	Part ID
Eco Step Dim® Motion - Stand-Alone	430-0037

---

