

PFL230 LED

Pole mounted

we-ef



WE-EF LIGHTING Pty Ltd

6/13 Downard Street, 3195 Braeside, Victoria - Phone: +61 3 8587 0444 - Fax: +61 3 8587 0499

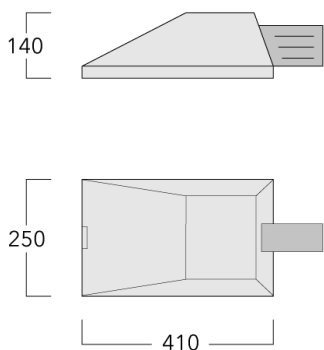
info.australia@we-ef.com - <https://we-ef.com/aus>

Subject to technical changes and errors. - Generated on 23/11/2024

PFL230 LED

Pole mounted

we-ef



Description

IP66, Class I. IK08. Marine-grade die-cast aluminium alloy. 5CE superior corrosion protection + primer including PCS hardware. Silicone rubber gaskets. Safety glass lens, hinged. PMMA OLC® optics for superior illumination and glare control. DALI.

Please note that the luminaire requires a mounting bracket for installation. This bracket needs to be ordered separately. Please choose from one of our various options listed under Mounting Accessories




WE-EF LIGHTING Pty Ltd

6/13 Downard Street, 3195 Braeside, Victoria - Phone: +61 3 8587 0444 - Fax: +61 3 8587 0499

info.australia@we-ef.com - <https://we-ef.com/aus>

Subject to technical changes and errors. - Generated on 23/11/2024

Specifications**Material description**

Body	Marine-grade, die-cast aluminium alloy
Lens	Safety glass lens, hinged
Colours	 RAL9004 Signal black  RAL9006 White aluminium  RAL9007 Grey aluminium
Gasket	Silicone CCG® Controlled Compression Gasket
Fasteners	PCS Polymer Coated Stainless Steel Hardware (unpainted)
Ingress protection	IP66
Impact resistance	IK08
Corrosion resistance	5CE+Primer
Windage	0.042 m ²

Electrical description

Power supply	230V / 50 Hz
Driver / Ballast	Integral EC electronic converter. DALI
Power factor	> 0.9
Surge protection	In-pole surge protection SP10 device supplied. Please refer to WE-EF installation instructions for details. Use suffix +A for Integral surge protection.

Additional information

Lifetime	Ta=40° L90B10 > 90000h
Warranty	The product is supplied with 10-year warranty. Please refer to the LED Warranty Statement located on www.we-ef.com for further details.

PFL230 LED

Pole mounted

Options

Light distribution



asymmetric, side throw [S65]



rectangular, side throw [R65]



asymmetric, forward throw [A60]




pedestrian/bicycle lane [P65]

Colour temperature



3000 K



4000 K



2700 K

Nominal Watt

14 W




21 W

30 W

38 W


43 W

Configurations

Light distribution	Part ID	Light source	Rated lumens	Rated input power	CRI	Weight (kg)
asymmetric, forward throw [A60] 	108-1624	LED-12/24W / 700 mA - 3000 K	2606.4	27 W	80	10.00
	108-1629	LED-12/24W / 700 mA - 4000 K	2786.2	27 W	80	10.00
	108-1727	LED-18/36W / 700 mA - 3000 K	3909.6	41 W	80	10.00
	108-1728	LED-18/36W / 700 mA - 4000 K	4179.3	41 W	80	10.00
	108-1777	LED-12/12W / 350 mA - 3000 K	1434.9	13.9 W	80	10.00
	108-1778	LED-12/12W / 350 mA - 4000 K	1573.7	13.9 W	80	10.00
	108-1785	LED-18/18W / 350 mA - 3000 K	2152.3	21 W	80	10.00
	108-1786	LED-18/18W / 350 mA - 4000 K	2360.6	21 W	80	10.00
	108-2496	LED-12/12W / 350 mA - 2700 K	1342.3	13.9 W	80	10.00
	108-2497	LED-12/24W / 700 mA - 2700 K	2426.7	27 W	80	10.00
	108-2498	LED-18/18W / 350 mA - 2700 K	2013.4	21 W	80	10.00
	108-2499	LED-18/36W / 700 mA - 2700 K	3640	41 W	80	10.00
	asymmetric, side throw [S65] 	108-1627	LED-12/24W / 700 mA - 3000 K	2780.3	27 W	80
108-1632		LED-12/24W / 700 mA - 4000 K	2972.1	27 W	80	10.00
108-1723		LED-18/36W / 700 mA - 3000 K	4170.5	41 W	80	10.00
108-1724		LED-18/36W / 700 mA - 4000 K	4458.1	41 W	80	10.00
108-1773		LED-12/12W / 350 mA - 3000 K	1530.6	13.9 W	80	10.00
108-1774		LED-12/12W / 350 mA - 4000 K	1678.7	13.9 W	80	10.00
108-1781		LED-18/18W / 350 mA - 3000 K	2295.9	21 W	80	10.00
108-1782		LED-18/18W / 350 mA - 4000 K	2518.1	21 W	80	10.00
108-2488		LED-12/12W / 350 mA - 2700 K	1431.8	13.9 W	80	10.00
108-2489		LED-12/24W / 700 mA - 2700 K	2588.6	27 W	80	10.00
108-2490		LED-18/18W / 350 mA - 2700 K	2147.8	21 W	80	10.00
108-2491		LED-18/36W / 700 mA - 2700 K	3882.9	41 W	80	10.00
pedestrian/bicycle lane [P65] 		108-1625	LED-12/24W / 700 mA - 3000 K	2634.7	27 W	80
	108-1630	LED-12/24W / 700 mA - 4000 K	2816.4	27 W	80	10.00
	108-1729	LED-18/36W / 700 mA - 3000 K	3952	41 W	80	10.00
	108-1730	LED-18/36W / 700 mA - 4000 K	4224.6	41 W	80	10.00
	108-1779	LED-12/12W / 350 mA - 3000 K	1450.4	13.9 W	80	10.00
	108-1780	LED-12/12W / 350 mA - 4000 K	1590.8	13.9 W	80	10.00
	108-1787	LED-18/18W / 350 mA - 3000 K	2175.6	21 W	80	10.00
	108-1788	LED-18/18W / 350 mA - 4000 K	2386.2	21 W	80	10.00
	108-2500	LED-12/12W / 350 mA - 2700 K	1356.8	13.9 W	80	10.00
	108-2501	LED-12/24W / 700 mA - 2700 K	2453	27 W	80	10.00
	108-2502	LED-18/18W / 350 mA - 2700 K	2035.3	21 W	80	10.00

PFL230 LED

Pole mounted

Light distribution	Part ID	Light source	Rated lumens	Rated input power	CRI	Weight (kg)
	108-2503	LED-18/36W / 700 mA - 2700 K	3679.5	41 W	80	10.00
rectangular, side throw [R65] 	108-1622	LED-12/24W / 700 mA - 3000 K	2434.4	27 W	80	10.00
	108-1623	LED-12/24W / 700 mA - 4000 K	2602.3	27 W	80	10.00
	108-1725	LED-18/36W / 700 mA - 3000 K	3651.7	41 W	80	10.00
	108-1726	LED-18/36W / 700 mA - 4000 K	3903.5	41 W	80	10.00
	108-1775	LED-12/12W / 350 mA - 3000 K	1340.2	13.9 W	80	10.00
	108-1776	LED-12/12W / 350 mA - 4000 K	1469.9	13.9 W	80	10.00
	108-1783	LED-18/18W / 350 mA - 3000 K	2010.3	21 W	80	10.00
	108-1784	LED-18/18W / 350 mA - 4000 K	2204.8	21 W	80	10.00
	108-2492	LED-12/12W / 350 mA - 2700 K	1253.7	13.9 W	80	10.00
	108-2493	LED-12/24W / 700 mA - 2700 K	2266.5	27 W	80	10.00
	108-2494	LED-18/18W / 350 mA - 2700 K	1880.6	21 W	80	10.00
	108-2495	LED-18/36W / 700 mA - 2700 K	3399.8	41 W	80	10.00

PFL230 LED

Pole mounted



Control

Eco Step Dim® Basic

Description	Part ID
Eco Step Dim® Basic LED	430-0001

Eco Step Dim® Advanced

Description	Part ID
Eco Step Dim® Advanced LED	430-0002

WE-EF LIGHTING Pty Ltd

6/13 Downard Street, 3195 Braeside, Victoria - Phone: +61 3 8587 0444 - Fax: +61 3 8587 0499

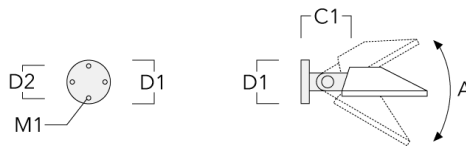
info.australia@we-ef.com - <https://we-ef.com/aus>

Subject to technical changes and errors. - Generated on 23/11/2024

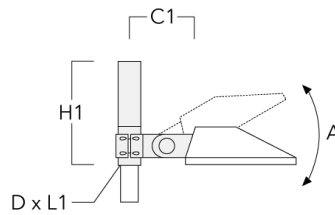
Mounting Accessories

Wall and pole brackets KI

Description	Part ID	A	C1	D1	D2	D × L1	H1	M1	Weight (kg)	Alpha	C	D	H
KI0-230 Wall bracket	108-0430	±30°	210	180	148			6.5	3.00	± 3°	210	180	180



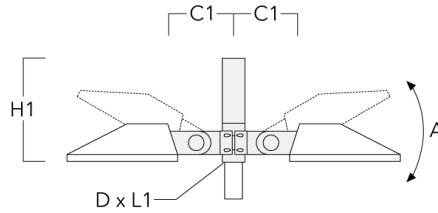
KI1-230 Pole bracket, single	108-0431	±30°	210			76 x 80	475		4.30	± 3°	210		475
------------------------------	----------	------	-----	--	--	---------	-----	--	------	------	-----	--	-----



PFL230 LED

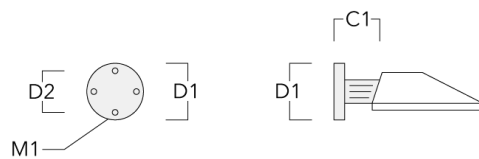
Pole mounted

Description	Part ID	A	C1	D1	D2	D × L1	H1	M1	Weight (kg)	Alpha	C	D	H
KI2-230 Pole bracket, double	108-0432	±30°	210			76 x 80	475		6	± 3°	210		475



Wall and pole brackets KP

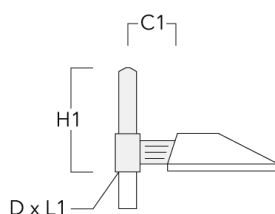
Description	Part ID	C1	D1	D2	D × L1	H1	M1	Weight (kg)	C	D	H
KP0-230 Wall bracket	108-0433	195	180	140			12	1.50	175	180	180



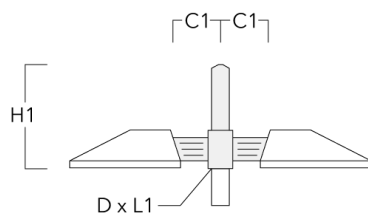
PFL230 LED

Pole mounted

Description	Part ID	C1	D1	D2	D x L1	H1	M1	Weight (kg)	C	D	H
KP1-230 Pole bracket, single	108-0434	210			76 x 80	525		3.60	175		525

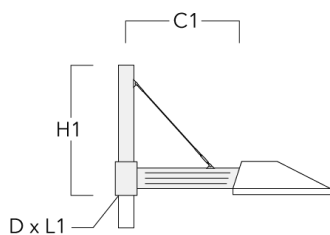


KP2-230 Pole bracket, double	108-0435	210			76 x 80	525		4.30	175		525
------------------------------	----------	-----	--	--	---------	-----	--	------	-----	--	-----

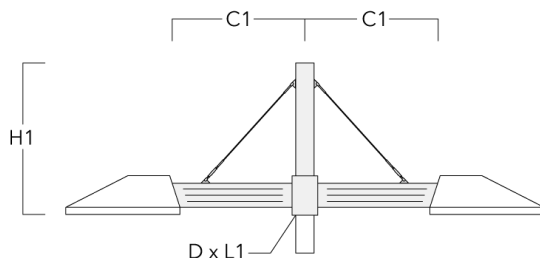


Pole brackets KP_L

Description	Part ID	C1	D x L1	H1	Weight (kg)	C	H
KP1-L-230 Pole bracket, single	108-0713	450	76 x 130	525	6.30	175	525

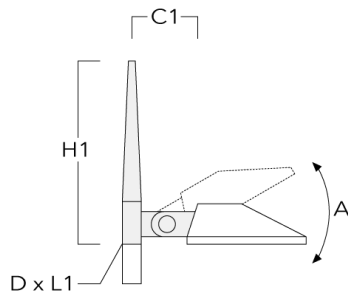


KP2-L-230 Pole bracket, double	108-0714	450	76 x 130	525	9.50	175	525
--------------------------------	----------	-----	----------	-----	------	-----	-----

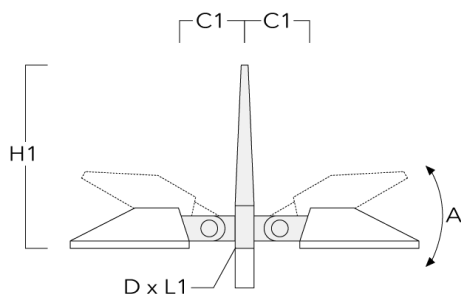


Pole brackets KY

Description	Part ID	A	C1	D x L1	H1	Weight (kg)	Alpha	C	H
KY1-230 Pole bracket, single	108-0496	±30°	210	76 x 80	730	8.20	± 3°	210	525

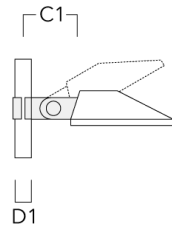


KY2-230 Pole bracket, double	108-0497	±30°	210	76 x 80	730	9.40	± 3°	210	525
------------------------------	----------	------	-----	---------	-----	------	------	-----	-----

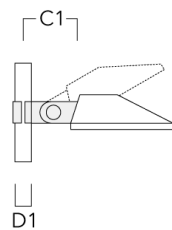


Pole clamp SI

Description	Part ID	C1	D1	Weight (kg)	C
SI1-230 Pole clamp, single (Ø 76-89)	108-0478	210	76-89	2.90	210



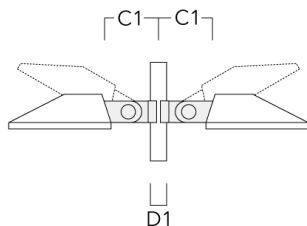
SI1-230 Pole clamp, single (Ø 102-114)	108-0479	210	102-114	3.10	210
--	----------	-----	---------	------	-----



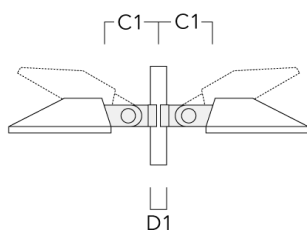
PFL230 LED

Pole mounted

Description	Part ID	C1	D1	Weight (kg)	C
SI2-230 Pole clamp, double (Ø 76-89)	108-0480	210	76-89	4.50	210



SI2-230 Pole clamp, double (Ø 102-114)	108-0481	210	102-114	4.70	210
--	----------	-----	---------	------	-----

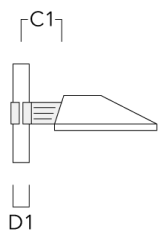


PFL230 LED

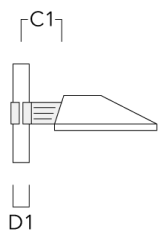
Pole mounted

Pole clamp SK

Description	Part ID	C1	D1	Weight (kg)	C
SK1-230 Pole clamp, single (Ø 76-89)	108-0474	175	76-89	2.10	175

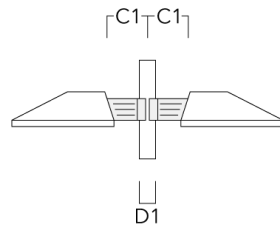


SK1-230 Pole clamp, single (Ø 102-114)	108-0475	175	102-114	2.40	175
--	----------	-----	---------	------	-----

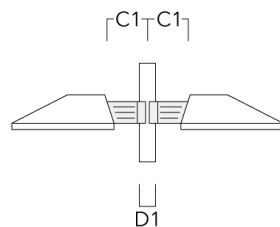


Pole mounted

Description	Part ID	C1	D1	Weight (kg)	C
SK2-230 Pole clamp, double (Ø 76-89)	108-0476	175	76-89	2.90	175



SK2-230 Pole clamp, double (Ø 102-114)	108-0477	175	102-114	3.20	175
--	----------	-----	---------	------	-----



Optical Accessories**Light shield**

Description	Part ID	Additional information
LS180-[A60]	003-4018	Glare Shield for backlight spill. Glare Shield factory-installed or available as retrofit kit. Suitable for [A60] lenses. Must be specified at time of ordering.
LS180	003-4019	Glare Shield for backlight spill. Glare Shield factory-installed or available as retrofit kit. Suitable for [S60], [S65], [S70], [R65], [P65] lenses. Must be specified at time of ordering.