

Description

IP44. Class I. IK10. Marine-grade, all aluminum construction. Anodized aluminum reflector. 5CE superior corrosion protection including PCS hardware. Silicone CCG® Controlled Compression Gaskets. Prismatic polycarbonate lenses. Service door with fused cable connecting box. Factory-installed LED circuit board.

3-Sided Light Distribution [3 x 120° offset].





Specify product with 7 Digit product code - Finish Color. Accessories, such as mounting, optical, and electrical, must be specified separately.

Example: XXX-XXXX-9004 (Black)
+ XXX-XXXX (Accessory 1)

Light Columns

Specifications

Material description

Body	Marine-grade, all-aluminium construction
Colors	 RAL9004 Black
	 RAL9007 Grey Metallic
	 RAL9016 White
	 RAL8019 Dark Bronze
Gasket	Silicone rubber gasket
Fasteners	PCS Polymer Coated Stainless Steel hardware
Ingress protection	IP44
Impact resistance	IK10
Corrosion resistance	5CE

Electrical description




Power supply	Integral [ECG] electronic driver 120V-277V. 0-10V dimmable, to be specified with order.
Driver / Ballast	Integral EC electronic converter
Power factor	> 0.9

Additional information


Lifetime	Ta=40° L70B50 > 50000h
BUG Rating	Please see individual Spec Sheets for classification of Backlight, Uplight and Glare.
Listings	ETL listed. Suitable for wet locations.

Light Columns

Options

Light distribution	Color temperature	Nominal Watt
 three sided light output	 3000 K	0 W
	 4000 K	

Configurations

Light distribution	Part ID	Light source	Delivered lumens	Rated input power	CRI	Weight (lb)
three sided light output 	116-0210	LED-FT-37W (3000K)	2546.5	42 W	80	37.50
	116-0211	LED-FT-37W (4000K)	2656.2	42 W	80	37.50

Mounting Accessories

Planted root

Description	Part ID	D1	D2	D3	D4	H1	H2	M1	Weight (lb)
Planted root ESD6	300-0456	13.78	12.2	4.29	5.24	22.83	19.69	.629	22.93

