




**Description**

IP66. Class I. Class II on request. IK08. Marine-grade, die-cast aluminium alloy. 5CE superior corrosion protection including PCS hardware. Silicone CCG® Controlled Compression Gasket. RFC® Reflection Free Contour main lens. Integral EC electronic converter in thermally separated compartment. DALI. CAD-optimised optics for superior illumination and glare control. OLC® One LED Concept. Factory installed LED circuit board. The luminaire is factory-sealed and does not need to be opened during installation.

Optional 2200 K version available. To be specified at time of ordering.

Specifications**Material description**

Body	Marine-grade, die-cast aluminium alloy
Lens	PMMA RFC® Reflection Free Contour technology
Colours	 RAL9004 Signal black  RAL9006 White aluminium  RAL9007 Grey aluminium  RAL7016 Anthracite grey  RAL9016 Traffic white
Gasket	Silicone CCG® Controlled Compression Gasket
Fasteners	PCS Polymer Coated Stainless Steel Hardware
Ingress protection	IP66
Impact resistance	IK08
Corrosion resistance	5CE
Windage	0.16 m ²

Electrical description

Power supply	220-240V / 50-60 Hz
Driver / Ballast	Integral EC electronic converter. DALI
Power factor	> 0.9
Surge protection	6/6 kV (optional SP10)

Additional information

Lifetime	Ta=25° L90B10 > 90000h
Energy efficiency class	C-D (Light source)

CFT530 LED

Pole mounted

we-ef

Options

Light distribution



controlled symmetric distribution [C50]



rectangular [R]

Colour temperature



3000 K



4000 K



2700 K

Nominal Watt



0 W

WE-EF LEUCHTEN GmbH

Töpinger Straße 16, 29646 Bispingen, Germany - Phone: +49 5194 909-0
info@we-ef.com - <https://we-ef.com>

Subject to technical changes and errors. - Generated on 23/11/2024

Configurations

Light distribution	Part ID	Light source	Rated lumens	Rated input power	CRI	Weight (kg)	
controlled symmetric distribution [C50] 	105-0092	LED-24/24W / 350 mA - 3000 K	3510.8	26.5 W	80	9.80	
	105-0092-70	LED-24/24W / 350 mA - 3000 K	4077.1	26.5 W	70	9.80	
	105-0093	LED-24/24W / 350 mA - 4000 K	3850.6	26.5 W	80	9.80	
	105-0093-70	LED-24/24W / 350 mA - 4000 K	4303.6	26.5 W	70	9.80	
	105-0096	LED-24/48W / 700 mA - 3000 K	6251.1	54 W	80	9.80	
	105-0096-70	LED-24/48W / 700 mA - 3000 K	7113.3	54 W	70	9.80	
	105-0097	LED-24/48W / 700 mA - 4000 K	6682.2	54 W	80	9.80	
	105-0097-70	LED-24/48W / 700 mA - 4000 K	7544.4	54 W	70	9.80	
	105-0237	LED-24/24W / 350 mA - 2700 K	3284.3	26.5 W	80	9.80	
	105-0237-70	LED-24/24W / 350 mA - 2700 K	3510.8	26.5 W	70	9.80	
	105-0238	LED-24/48W / 700 mA - 2700 K	5820	54 W	80	9.80	
	105-0238-70	LED-24/48W / 700 mA - 2700 K	6251.1	54 W	70	9.80	
	rectangular [R] 	105-0094	LED-24/24W / 350 mA - 3000 K	3472.4	26.5 W	80	9.80
		105-0094-70	LED-24/24W / 350 mA - 3000 K	4032.5	26.5 W	70	9.80
105-0095		LED-24/24W / 350 mA - 4000 K	3808.5	26.5 W	80	9.80	
105-0095-70		LED-24/24W / 350 mA - 4000 K	4256.5	26.5 W	70	9.80	
105-0098		LED-24/48W / 700 mA - 3000 K	6182.6	54 W	80	9.80	
105-0098-70		LED-24/48W / 700 mA - 3000 K	7035.4	54 W	70	9.80	
105-0099		LED-24/48W / 700 mA - 4000 K	6609	54 W	80	9.80	
105-0099-70		LED-24/48W / 700 mA - 4000 K	7461.8	54 W	70	9.80	
105-0239		LED-24/24W / 350 mA - 2700 K	3248.4	26.5 W	80	9.80	
105-0239-70		LED-24/24W / 350 mA - 2700 K	3472.4	26.5 W	70	9.80	
105-0240		LED-24/48W / 700 mA - 2700 K	5756.2	54 W	80	9.80	
105-0240-70		LED-24/48W / 700 mA - 2700 K	6182.6	54 W	70	9.80	

CFT530 LED

Pole mounted

Control

Eco Step Dim® Basic

Description	Part ID
Eco Step Dim® Basic LED	430-0001

Eco Step Dim® Advanced

Description	Part ID
Eco Step Dim® Advanced LED	430-0002