



Description

Downward aimed shielded light source.

ADA (American Disabilities Act) Compliant.

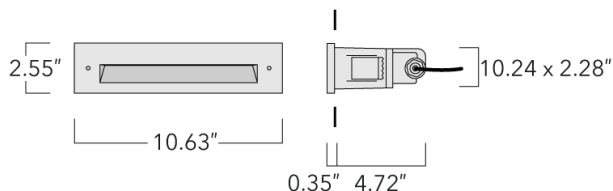
IP66. Class I. IK10. Marine-grade, die-cast aluminum alloy. 5CE superior corrosion protection including PCS hardware. Silicone CCG® Controlled Compression Gasket. Polycarbonate lens. Two cable entries. 0-10V Dimming comes standard with luminaire.

A pre-installation blockout is available and recommended for mounting in concrete walls; to be ordered separately.

Specify product with 7 Digit product code – Finish Color. Accessories, such as mounting, optical, and electrical, must be specified separately.

Example: XXX-XXXX-9004 (Black)

+ XXX-XXXX (Accessory 1)



STI134 LED



Recessed Wall Luminaires

Specifications
Material description

Colors	<div><div></div> RAL9004 Black</div> <div><div></div> RAL9007 Grey Metallic</div> <div><div></div> RAL9016 White</div> <div><div></div> RAL8019 Dark Bronze</div>
Gasket	Silicone rubber gasket
Fasteners	PCS Polymer Coated Stainless Steel Hardware
Ingress protection	IP66
Impact resistance	IK10

Electrical description

Power supply	Integral [ECG] electronic driver 120V-277V. 0-10V dimmable, to be specified with order.
--------------	---

Additional information





Lifetime	Ta=25°/40° L80B10 > 54000h
Listings	ETL listed. Suitable for wet locations.

STI134 LED

Recessed Wall Luminaires



Options

Light distribution	Color temperature	Nominal Watt
 floor wash	 3000 K	0 W
	 4000 K	
	 2700 K	

WE-EF LIGHTING USA, LLC


410-D Keystone Drive, 15086 Warrendale, PA 15086 - Phone: +1 724 742 0030
customersupport.usa@we-ef.com - <https://we-ef.com/us>
Subject to technical changes and errors. - Generated on 08/16/2025

STI134 LED



Recessed Wall Luminaires

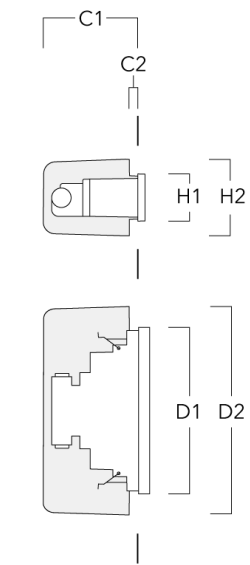
Configurations

Light distribution	Part ID	Light source	Delivered lumens	Rated input power	CRI	Weight (lb)
floor wash 	190-9008	LED-6W / 350 mA - 3000 K	170.9	8 W	80	1.98
	190-9009	LED-6W / 350 mA - 4000 K	180.7	8 W	80	1.98
	190-9037	LED-6W / 350 mA - 2700 K	161.1	8 W	80	1.98

Mounting Accessories

Installation blackout

Description	Part ID	C1	C2	D1	D2	D3	H1	H2	H3	Weight (lb)
Installation blackout BST13-I (Proud)	190-9030	5.12	0.47	10.63	13.31		2.56	4.21		1.98



Installation blackout BST13-II (Flush)	190-9031	5.71	0.87	10.63	11.02	13.31	2.56	2.95	4.21	1.98
--	----------	------	------	-------	-------	-------	------	------	------	------

