

Description






IP66, Class I. Class II on request. IK10. Marine-grade, all aluminium construction. 5CE superior corrosion protection including PCS hardware. Silicone CCG® Controlled Compression Gasket. Polycarbonate lens. Integral EC electronic converter in thermally-separated compartment. CAD-optimised indirect optics for superior illumination and glare control. Factory installed LED circuit board. Pre-wired post complete with cable connecting box and fuse for mains connection.

Optional 2200 K version available. To be specified at time of ordering.

Optional Eco Step Dim® Motion version available. To be specified at time of ordering.

Specifications

Material description

Body	Marine-grade, all-aluminium construction
Lens	Polycarbonate
Colours	 RAL9004 Signal black  RAL9006 White aluminium  RAL9007 Grey aluminium  RAL7016 Anthracite grey  RAL9016 Traffic white
Gasket	Silicone CCG® Controlled Compression Gasket
Fasteners	PCS Polymer Coated Stainless Steel Hardware
Ingress protection	IP66
Impact resistance	IK10
Corrosion resistance	5CE

Electrical description

Power supply	220-240V / 50-60 Hz
Driver / Ballast	Standard. Optional DALI version available. To be specified at time of ordering.
Surge protection	10/10kV

Additional information

Lifetime	Ta=25° L90B10 > 90000h
Energy efficiency class	C-D (Light source)

KTY234 LED

Bollards and pathway luminaires

Options

Light distribution



symmetric distribution [C60]



rectangular, side throw [R65]

Colour temperature



3000 K



4000 K





2700 K

Nominal Watt

0 W

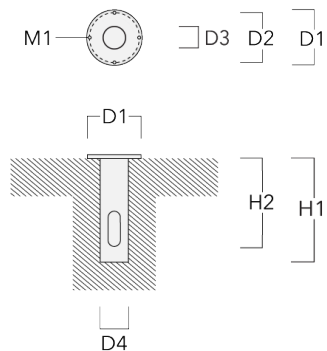
Configurations

Light distribution	Part ID	Light source	Rated lumens	Rated input power	CRI	Weight (kg)
rectangular, side throw [R65] 	114-0178	LED-3/9W / 1050 mA - 2700 K	495.5	11 W	80	6.70
	114-0179	LED-3/13W / 1400 mA - 2700 K	628.5	15.8 W	80	6.70
	114-9173	LED-3/9W / 1050 mA - 3000 K	519.7	11 W	80	6.70
	114-9174	LED-3/9W / 1050 mA - 4000 K	543.9	11 W	80	6.70
	114-9175	LED-3/13W / 1400 mA - 3000 K	664.7	15.8 W	80	6.70
	114-9176	LED-3/13W / 1400 mA - 4000 K	694.9	15.8 W	80	6.70
symmetric distribution [C60] 	114-0176	LED-6/18W / 1050 mA - 2700 K	786.7	21 W	80	6.70
	114-0177	LED-6/26W / 1400 mA - 2700K	997.7	29 W	80	6.70
	114-9179	LED-6/18W / 1050 mA - 3000 K	825	21 W	80	6.70
	114-9180	LED-6/18W / 1050 mA - 4000 K	863.4	21 W	80	6.70
	114-9181	LED-6/26W / 1400 mA - 3000 K	1055.3	29 W	80	6.70
	114-9182	LED-6/26W / 1400 mA - 4000 K	1103.3	29 W	80	6.70

Mounting Accessories

Planted root

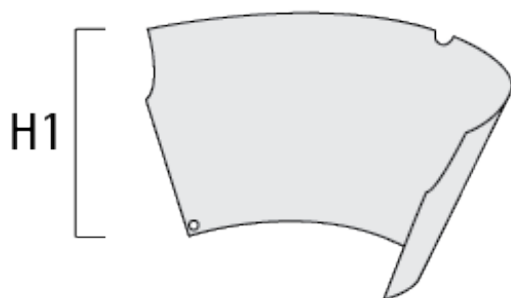
Description	Part ID	D1	D2	D3	D4	H1	H2	M1	Weight(kg)
Planted root ESV4	300-0461	145	130	102	108	400	350	8	7.05



Optical Accessories

Light shield

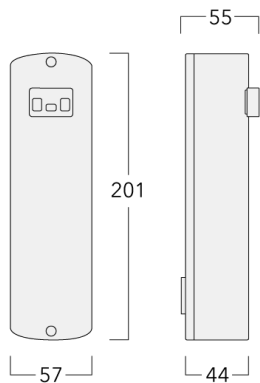
Description	Part ID	H1	Weight (kg)
LS180 KTY (factory installed)	114-9185	66	0.02



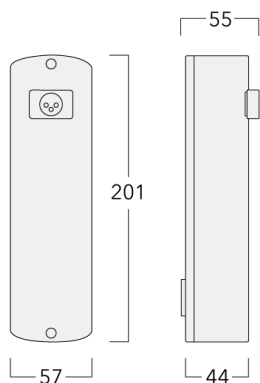
Control

Eco Step Dim® Motion

Description	Part ID
Eco Step Dim® Motion - Linked-Primary	430-0030



Eco Step Dim® Motion - Linked-Secondary	430-0031
---	----------



KTY234 LED

Bollards and pathway luminaires

Description	Part ID
Eco Step Dim® Motion - Stand-Alone	430-0037

