




### Description

RGBW/RGBA Colour Changer. IP66, Class I. IK07. Marine-grade, die-cast aluminium alloy. 5CE superior corrosion protection + primer including PCS hardware. Silicone CCG® Controlled Compression Gasket. Safety glass lens. Two cable glands for improved wiring flexibility. Integral EC electronic converter, thermally separated. CAD-optimised optics for superior illumination and glare control. OLC® One LED Concept. Factory installed LED circuit board. DMX interface. M20 cable gland for network- and DMX-connection, WE-EF recommend a multi core cable for DMX & Power "Power PUR-SR 3x1,5 + DMX".

Separation of DMX and Power supply on request.

**Projectors****Specifications****Material description**

---

|                      |   |
|----------------------|---|
| Body                 | Marine-grade, die-cast aluminium alloy  |
| Lens                 | Safety glass lens   |
| Colours              |  RAL9004 Signal black<br> RAL9006 White aluminium<br> RAL9007 Grey aluminium |
| Gasket               | Silicone CCG® Controlled Compression Gasket   |
| Fasteners            | PCS Polymer Coated Stainless Steel Hardware (unpainted)   |
| Ingress protection   | IP66  |
| Impact resistance    | IK07  |
| Corrosion resistance | 5CE+Primer  |
| Windage              | 0.054 m <sup>2</sup>  |

---

**Electrical description**

---

|                  |                        |
|------------------|------------------------|
| Power supply     | 230V / 50 Hz           |
| Driver / Ballast | DMX                    |
| Power factor     | > 0.9                  |
| Surge protection | 1/2 kV (optional SP10) |

---

**Additional information**

---

|          |  |
|----------|--|
| Lifetime | Ta=40° L90B10 > 90000h   |
| Warranty | The product is supplied with 10-year warranty. Please refer to the LED Warranty Statement located on <a href="http://www.we-ef.com">www.we-ef.com</a> for further details. |

---

## Projectors

### Options

#### Light distribution



symmetric, wide beam [B]



symmetric, medium beam [M]



symmetric, very narrow beam, sharp cut-off [EES]



linear spread, narrow beam [E]



wallwash



symmetric, narrow beam [E]

#### Colour temperature







RGBW/4K

RGBA

#### Nominal Watt

0 W

### Configurations

| Light distribution   | Part ID           | Light source          | Rated lumens | Rated input power | CRI   | Weight (kg) |
|--|-------------------|-----------------------|--------------|-------------------|-------|-------------|
| linear spread, narrow beam [E]<br>                     | 139-1914+139-1849 | LED-12/48W - RGBW/4K  | 2865.3       | 50 W              | 20/80 | 7.70        |
|  | 139-2138+139-1849 | LED-12/48W - RGBA     | 2317.5       | 50 W              | 20    | 7.70        |
| symmetric, medium beam [M]<br>                         | 139-1913          | LED-12/48W - RGBW/4K  | 3205         | 50 W              | 20/80 | 7.70        |
|  | 139-2139          | LED-12/48W - RGBA     | 2592.2       | 50 W              | 20    | 7.70        |
| symmetric, narrow beam [E]<br>                         | 139-1914          | LED-12/48W - RGBW/4K  | 3143.7       | 50 W              | 20/80 | 7.70        |
|  | 139-2138          | LED-12/48W - RGBA     | 2542.7       | 50 W              | 20    | 7.70        |
| symmetric, very narrow beam, sharp cut-off [EES]<br> | 139-2420          | LED-4x6/42W - RGBW/4K | 2183.4       | 49 W              | 20/80 | 7.70        |
|  | 139-2422          | LED-4x6/42W - RGBA    | 1949.5       | 49 W              | 20    | 7.70        |
| symmetric, wide beam [B]<br>                         | 139-1929          | LED-12/48W - RGBW/4K  | 2983         | 50 W              | 20/80 | 7.70        |
|  | 139-2137          | LED-12/48W - RGBA     | 2412.8       | 50 W              | 20    | 7.70        |
| wallwash<br>   | 139-1913+139-1848 | LED-12/48W - RGBW/4K  | 2599.1       | 50 W              | 20/80 | 7.70        |
|  | 139-2139+139-1848 | LED-12/48W - RGBA     | 2102.2       | 50 W              | 20    | 7.70        |

**Projectors****Control****Eco Step Dim® Basic**

| Description             | Part ID  |
|-------------------------|----------|
| Eco Step Dim® Basic LED | 430-0001 |

**Eco Step Dim® Advanced**

| Description                | Part ID  |
|----------------------------|----------|
| Eco Step Dim® Advanced LED | 430-0002 |

**DMX Controller**

| Description    | Part ID  |
|----------------|----------|
| DMX Controller | 400-0469 |

**DMX Controller (smart)**

| Description            | Part ID  | Additional information  |
|------------------------|----------|---|
| DMX Controller (smart) | 400-0470 | IP20. The Touch Panel is an intuitive and easy-to-use keypad or one DMX universe. It can store up to 36 scenes; alternatively, via .... |



### DMX Controller - RDM ready

---

| Description                | Part ID  |
|----------------------------|----------|
| DMX Controller - RDM ready | 400-0471 |

---



---

### DMX Splitter

---

| Description  | Part ID  |
|--------------|----------|
| DMX Splitter | 400-0473 |

---



## Projectors

### DMX Booster Box

---

| Description     | Part ID  |
|-----------------|----------|
| DMX Booster Box | 400-0474 |

---



---

### DMX Motion Sensor

---

| Description       | Part ID  |
|-------------------|----------|
| DMX Motion Sensor | 400-0478 |

---



**DMX Termination Plug**

---

| Description          | Part ID  |
|----------------------|----------|
| DMX Termination Plug | 400-0475 |

---



---

**DMX Plug and Socket**

---

| Description         | Part ID  |
|---------------------|----------|
| DMX Plug and Socket | 400-0479 |

---





**DMX Combination Cable**

---

| Description           | Part ID  |
|-----------------------|----------|
| DMX Combination Cable | 400-0480 |

---



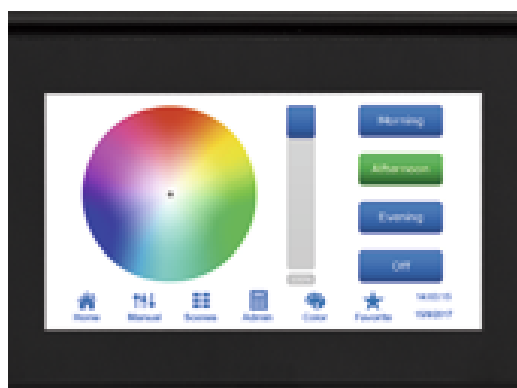
---

**DMX Controller (smart) - RDM ready**

---

| Description                        | Part ID  |
|------------------------------------|----------|
| DMX Controller (smart) - RDM ready | 400-0472 |

---



---

**R2C Ready to Connect**

---

| Description                | Part ID  |
|----------------------------|----------|
| R2C Ready to Connect (top) | 430-0019 |

---

**WE-EF LIGHTING Pty Ltd**

47 Tarnard Drive, 3195 Braeside, Victoria - Phone: +61 3 8587 0444 - Fax: +61 3 8587 0499

info.australia@we-ef.com - <https://we-ef.com/aus>

Subject to technical changes and errors. - Generated on 10/03/2025

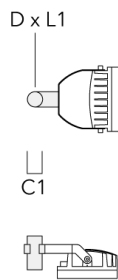
**DMX Wireless Antenna**

| Description     | Part ID  |
|-----------------|----------|
| Antenna RF1.8dB | 430-0018 |

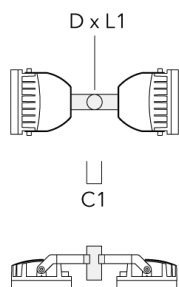
**Mounting Accessories**

**Floodlight mounting bracket TA**

| Description                                | Part ID  | A | C1  | D × L1    | Weight (kg) | D × S     |
|--|----------|---|-----|-----------|-------------|-----------|
| TA1 Mounting bracket, single (Ø 108 x 200) | 147-0096 |   | 130 | 108 x 200 | 7.50        | 108 x 200 |

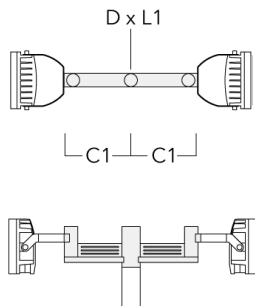


|  |          |  |     |           |      |           |
|--|----------|--|-----|-----------|------|-----------|
| TA2 Mounting bracket, double (Ø 108 x 200) | 147-0097 |  | 130 | 108 x 200 | 7.50 | 108 x 200 |
|--|----------|--|-----|-----------|------|-----------|

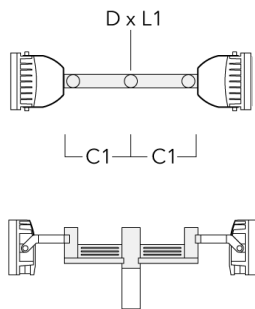


**Projectors**

| Description                                  | Part ID  | A    | C1  | D x L1    | Weight (kg) | D x S     |
|--|----------|------|-----|-----------|-------------|-----------|
| TA2-L Mounting bracket, double (Ø 108 x 200) | 147-0148 | ±90° | 420 | 108 x 200 | 20.20       | 108 x 200 |



|   |          |      |     |          |       |          |
|---|----------|------|-----|----------|-------|----------|
| TA2-L Mounting bracket, double (Ø 76 x 200) | 147-0105 | ±90° | 420 | 76 x 200 | 16.10 | 76 x 200 |
|---|----------|------|-----|----------|-------|----------|



**Projectors**

| Description                               | Part ID  | A    | C1  | D x L1   | Weight (kg) | D x S    |
|---|----------|------|-----|----------|-------------|----------|
| TA3 Mounting bracket, triple (Ø 89 x 200) | 147-0025 | ±90° | 650 | 89 x 200 | 17.90       | 89 x 200 |



|  |          |      |     |           |       |           |
|--|----------|------|-----|-----------|-------|-----------|
| TA3 Mounting bracket, triple (Ø 108 x 200) | 147-0098 | ±90° | 650 | 108 x 200 | 24.20 | 108 x 200 |
|--|----------|------|-----|-----------|-------|-----------|

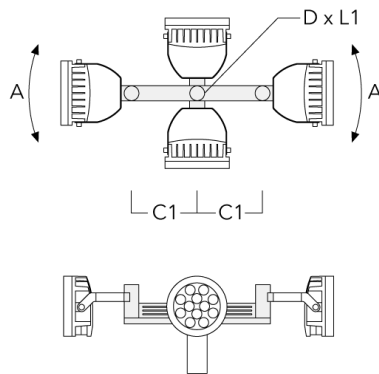


## Projectors

| Description                             | Part ID  | A    | C1  | D × L1   | Weight (kg) | D × S    |
|---|----------|------|-----|----------|-------------|----------|
| TA4 Mounting bracket, quad (Ø 89 x 200) | 147-0099 | ±90° | 650 | 89 x 200 | 20.80       | 89 x 200 |

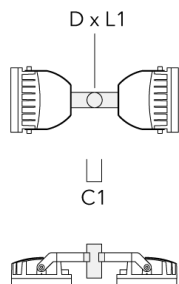


|  |          |      |     |           |       |           |
|--|----------|------|-----|-----------|-------|-----------|
| TA4 Mounting bracket, quad (Ø 108 x 200) | 147-0100 | ±90° | 650 | 108 x 200 | 24.20 | 108 x 200 |
|--|----------|------|-----|-----------|-------|-----------|

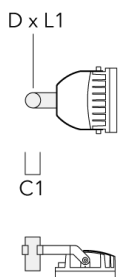


## Projectors

| Description                                | Part ID  | A | C1  | D × L1   | Weight (kg) | D × S    |
|--|----------|---|-----|----------|-------------|----------|
| TA2 Mounting bracket, double* (Ø 76 x 200) | 147-0024 |   | 130 | 76 x 200 | 1.90        | 76 x 200 |

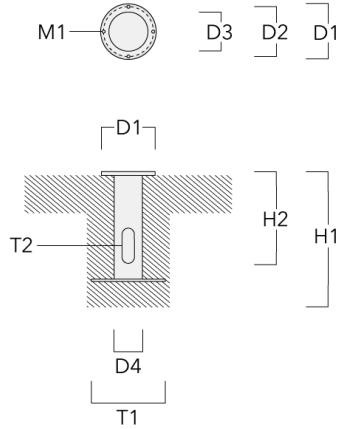


|  |          |  |     |          |      |          |
|--|----------|--|-----|----------|------|----------|
| TA1 Mounting bracket, single* (Ø 76 x 200) | 147-0023 |  | 130 | 76 x 200 | 1.50 | 76 x 200 |
|--|----------|--|-----|----------|------|----------|



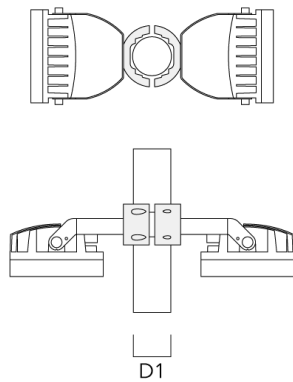
**Planted root**

| Description       | Part ID     | D1  | D2  | D3 | D4 | H1  | H2  | M1 | T1  | T2       | Weight (kg) |
|-------------------|-------------|-----|-----|----|----|-----|-----|----|-----|----------|-------------|
| Planted root ESV4 | 300-0461-AP | 150 | 130 | 60 | 89 | 400 | 350 | 8  | 200 | 50 x 100 | 3.85        |



**Pole clamp TS**

| Description                              | Part ID  | D1      | Weight (kg) | D       |
|--|----------|---------|-------------|---------|
| TS2-2/M12 Pole clamp, double (Ø 102-114) | 147-0527 | 102-114 | 1.50        | 102-114 |





**Projectors****Spigot cap KF**

| Description                     | Part ID  | D1       | Weight (kg) |
|---------------------------------|----------|----------|-------------|
| KF1-M16 Spigot Cap (ø 60 x 100) | 310-9120 | 60 x 100 | 1.40        |

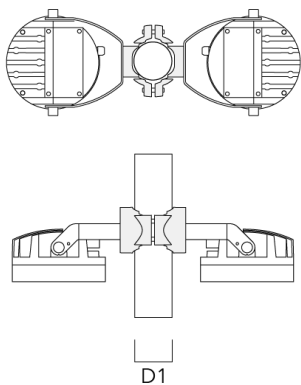


|                                 |          |          |     |
|---------------------------------|----------|----------|-----|
| KF1-M16 Spigot Cap (ø 76 x 100) | 310-9121 | 76 x 100 | 2.2 |
|---------------------------------|----------|----------|-----|

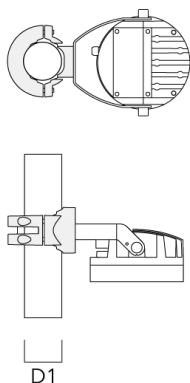


**Pole clamp PC - Rotatable**

| Description                               | Part ID  | D1    | Weight (kg) |
|---|----------|-------|-------------|
| PC2 76-89/60 Pole clamp, double (Ø 76-89) | 139-2703 | 76-89 | 1.00        |



|   |          |       |      |
|---|----------|-------|------|
| PC1 76-89/60 Pole clamp, single (Ø 76-89) | 139-2702 | 76-89 | 1.00 |
|---|----------|-------|------|



## Projectors

| Description                                      | Part ID  | D1      | Weight (kg) |
|--|----------|---------|-------------|
| PC2 102-114/60 Pole clamp, double<br>(Ø 102-114) | 139-2707 | 102-114 | 1.20        |



|  |          |         |      |
|--|----------|---------|------|
| PC1 102-114/60 Pole clamp, single<br>(Ø 102-114) | 139-2706 | 102-114 | 1.20 |
|--|----------|---------|------|



## Projectors

| Description                                      | Part ID  | D1      | Weight (kg) |
|--|----------|---------|-------------|
| PC2 114-133/60 Pole clamp, double<br>(Ø 114-133) | 139-2709 | 114-133 | 1.40        |



|  |          |         |      |
|--|----------|---------|------|
| PC1 114-133/60 Pole clamp, single<br>(Ø 114-133) | 139-2708 | 114-133 | 1.40 |
|--|----------|---------|------|



**Projectors**

| Description                                | Part ID  | D1     | Weight (kg) |
|--|----------|--------|-------------|
| PC2 82-109/60 Pole camp, double (Ø 82-109) | 139-2705 | 82-109 | 1.10        |



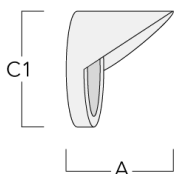
|  |          |        |      |
|--|----------|--------|------|
| PC1 82-109/60 Pole camp, single (Ø 82-109) | 139-2704 | 82-109 | 1.10 |
|--|----------|--------|------|



**Optical Accessories**

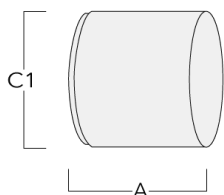
**Glare shield**

| Description   | Part ID  | A   | C1  |
|---------------|----------|-----|-----|
| ES-FLC230-LED | 139-1852 | 159 | 266 |



**Snoot**

| Description   | Part ID  | A   | C1  |
|---------------|----------|-----|-----|
| ET-FLC230-LED | 139-1853 | 160 | 266 |



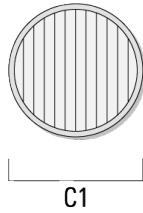
## Projectors

### Linear spread lens

---

| Description       | Part ID  | C1  |
|-------------------|----------|-----|
| IO-180-FLC230-LED | 139-1849 | 199 |

---



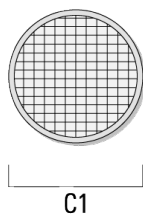
---

### Surface wash lens

---

| Description       | Part ID  | C1  |
|-------------------|----------|-----|
| IO-360-FLC230-LED | 139-1850 | 199 |

---



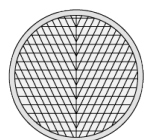
**Projectors**

**Wallwash lens**

---

| Description          | Part ID  | C1  |
|----------------------|----------|-----|
| Wallwash lens IO-20° | 139-1848 | 199 |

---



C1