




**Description**

IP66, Class I. Class II on request. IK08. Marine-grade, die-cast aluminium alloy. 5CE superior corrosion protection including PCS hardware. Silicone CCG® Controlled Compression Gasket. RFC® Reflection Free Contour main lens. Integral EC electronic converter in thermally separated compartment. CAD-optimised optics for superior illumination and glare control. OLC® One LED Concept. Factory installed LED circuit board. The luminaire is factory-sealed and does not need to be opened during installation. Optional 2200 K version available. To be specified at time of ordering.

Includes cable connector, for cable 9-14 mm. +/- 14° adjustable to compensate for sloping catenary systems.

Specifications**Material description**

Body	Marine-grade, die-cast aluminium alloy
Lens	PMMA RFC® Reflection Free Contour technology
Colours	 RAL9004 Signal black  RAL9006 White aluminium  RAL9007 Grey aluminium  RAL7016 Anthracite grey  RAL9016 Traffic white
Gasket	Silicone CCG® Controlled Compression Gasket
Fasteners	PCS Polymer Coated Stainless Steel Hardware
Ingress protection	IP66
Impact resistance	IK08
Corrosion resistance	5CE
Windage	0.13 m ²

Electrical description

Power supply	220-240V / 50-60 Hz
Driver / Ballast	Integral EC electronic converter
Power factor	< 0.9
Surge protection	6/6 kV (optional SP10)

Additional information

Lifetime	Ta=25° L90B10 > 90000h
Energy efficiency class	C-D (Light source)

CFS530 LED

Catenary luminaires

Options

Light distribution



controlled symmetric distribution [C50]



rectangular [R]

Colour temperature



3000 K



4000 K





2700 K

Nominal Watt

0 W

Configurations

Light distribution	Part ID	Light source	Rated lumens	Rated input power	CRI	Weight (kg)
controlled symmetric distribution [C50] 	105-0154	LED-24/24W / 350 mA - 3000 K	3512.6	26.5 W	80	10.90
	105-0154-70	LED-24/24W / 350 mA - 3000 K	4079.2	26.5 W	70	10.90
	105-0155	LED-24/24W / 350 mA - 4000 K	3852.5	26.5 W	80	10.90
	105-0155-70	LED-24/24W / 350 mA - 4000 K	4305.8	26.5 W	70	10.90
	105-0162	LED-24/48W / 700 mA - 3000 K	6254.3	54 W	80	10.90
	105-0162-70	LED-24/48W / 700 mA - 3000 K	7116.9	54 W	70	10.90
	105-0163	LED-24/48W / 700 mA - 4000 K	6685.6	54 W	80	10.90
	105-0163-70	LED-24/48W / 700 mA - 4000 K	7548.2	54 W	70	10.90
	105-0247	LED-24/48W / 700 mA - 2700 K	5822.9	54 W	80	10.90
	105-0247-70	LED-24/48W / 700 mA - 2700 K	6254.3	54 W	70	10.90
rectangular [R] 	105-0156	LED-24/24W / 350 mA - 3000 K	3474.7	26.5 W	80	10.90
	105-0156-70	LED-24/24W / 350 mA - 3000 K	4035.1	26.5 W	70	10.90
	105-0157	LED-24/24W / 350 mA - 4000 K	3810.9	26.5 W	80	10.90
	105-0157-70	LED-24/24W / 350 mA - 4000 K	4259.3	26.5 W	70	10.90
	105-0164	LED-24/48W / 700 mA - 3000 K	6186.6	54 W	80	10.90
	105-0164-70	LED-24/48W / 700 mA - 3000 K	7039.9	54 W	70	10.90
	105-0165	LED-24/48W / 700 mA - 4000 K	6613.3	54 W	80	10.90
	105-0165-70	LED-24/48W / 700 mA - 4000 K	7466.6	54 W	70	10.90
	105-0248	LED-24/48W / 700 mA - 2700 K	5759.9	54 W	80	10.90
	105-0248-70	LED-24/48W / 700 mA - 2700 K	6186.6	54 W	70	10.90