



**Description**

IP66, Class I. IK08. Marine-grade, die-cast aluminium alloy. 5CE superior corrosion protection including PCS hardware. Silicone CCG® Controlled Compression Gasket. RFC™ Reflection Free Contour main lens.

Integral EC electronic converter in thermally separated compartment. CAD-optimised optics for superior illumination and glare control. OLC® One LED Concept. Factory installed LED circuit board. The luminaire is factory-sealed and does not need to be opened during installation. Optional 2200 K version available. To be specified at time of ordering.

Includes cable connector, for cable 9-14 mm. +/- 14° adjustable to compensate for sloping catenary systems.

Catenary luminaires**Specifications****Material description**

Body	Marine-grade, die-cast aluminium alloy
Lens	RFC™ Reflection Free Contour main lens
Colours	 RAL9004 Signal black  RAL9007 Grey aluminium  RAL7016 Anthracite grey  RAL9016 Traffic white
Gasket	Silicone CCG® Controlled Compression Gasket
Fasteners	PCS Polymer Coated Stainless Steel Hardware
Ingress protection	IP66
Impact resistance	IK08
Corrosion resistance	5CE
Windage	0.13 m ²

Electrical description

Driver / Ballast	Integral EC electronic converter in thermally separated compartment
------------------	---

Additional information

Lifetime	Ta=25° L90B10 > 90000h
----------	------------------------

CFS540 LED

Catenary luminaires

Options

Light distribution



controlled symmetric distribution [C50]



rectangular [R]

Colour temperature



3000 K



4000 K





2700 K

Nominal Watt

0 W

Configurations

Light distribution	Part ID	Light source	Rated lumens	Rated input power	CRI	Weight (kg)
controlled symmetric distribution [C50] 	105-0138	LED-36/36W / 350 mA - 3000 K	5268.9	39 W	80	13.30
	105-0139	LED-36/36W / 350 mA - 4000 K	5778.8	39 W	80	13.30
	105-0146	LED-36/72W / 700 mA - 3000 K	9381.4	79 W	80	13.30
	105-0147	LED-36/72W / 700 mA - 4000 K	10028.4	79 W	80	13.30
	105-0150	LED-36/108W / 1050 mA - 3000 K	14032.3	119 W	80	13.30
	105-0151	LED-36/108W / 1050 mA - 4000 K	14685	119 W	80	13.30
	105-0249	LED-36/36W / 350 mA - 2700 K	4929	39 W	80	13.30
	105-0250	LED-36/72W / 700 mA - 2700 K	8734.4	79 W	80	13.30
	105-0251	LED-36/108W / 1050 mA - 2700 K	13379.7	119 W	80	13.30
rectangular [R] 	105-0140	LED-36/36W / 350 mA - 3000 K	5212	39 W	80	13.30
	105-0141	LED-36/36W / 350 mA - 4000 K	5716.4	39 W	80	13.30
	105-0148	LED-36/72W / 700 mA - 3000 K	9279.9	79 W	80	13.30
	105-0149	LED-36/72W / 700 mA - 4000 K	9919.9	79 W	80	13.30
	105-0152	LED-36/108W / 1050 mA - 3000 K	13644.5	119 W	80	13.30
	105-0153	LED-36/108W / 1050 mA - 4000 K	14279.1	119 W	80	13.30
	105-0252	LED-36/36W / 350 mA - 2700 K	4875.7	39 W	80	13.30
	105-0253	LED-36/72W / 700 mA - 2700 K	8639.9	79 W	80	13.30
	105-0254	LED-36/108W / 1050 mA - 2700 K	13009.8	119 W	80	13.30