






### Description

RGBW/RGBA Colour Changer. IP66, Class I. IK07. Marine-grade, die-cast aluminium alloy. 5CE superior corrosion protection including PCS hardware. Silicone CCG® Controlled Compression Gasket. Safety glass lens. One cable gland. Second gland for through-wiring on request. Integral EC electronic converter, thermally separated. CAD-optimised optics for superior illumination and glare control. OLC® One LED Concept. Factory-installed LED circuit board with WE-EF Colour Boost Technology. With Colour Boost the targeted and selective control of individual channels or colours means that a higher power of the LEDs can be accessed than in total when all colours are simultaneously operated. The light output is thus maximized by targeted control of individual channels/colours. DMX interface.

**Projectors****Specifications****Material description**

---

|                      |   |
|----------------------|---|
| Body                 | Marine-grade, die-cast aluminium alloy  |
| Lens                 | Safety glass lens   |
| Colours              |  RAL9004 Signal black<br> RAL9006 White aluminium<br> RAL9007 Grey aluminium<br> RAL7016 Anthracite grey<br> RAL9016 Traffic white |
| Gasket               | Silicone CCG® Controlled Compression Gasket   |
| Fasteners            | PCS Polymer Coated Stainless Steel Hardware   |
| Ingress protection   | IP66  |
| Impact resistance    | IK07  |
| Corrosion resistance | 5CE   |
| Windage              | 0.030 m <sup>2</sup>  |

---

**Electrical description**

---

|                  |                        |
|------------------|------------------------|
| Power supply     | 220-240V / 50-60 Hz    |
| Driver / Ballast | DMX                    |
| Power factor     | > 0.9                  |
| Surge protection | 1/2 kV (optional SP10) |

---

**Additional information**

---

|                         |                        |
|-------------------------|------------------------|
| Lifetime                | Ta=25° L90B10 > 90000h |
| Energy efficiency class | G (Light source)       |


---

# FLC220-CC LED

## Projectors

### Options

#### Light distribution



symmetric, wide beam [B]



symmetric, medium beam [M]



symmetric, narrow beam [E]



linear spread, narrow beam [E]



wallwash

#### Colour temperature






RGBW/4K

RGBA

#### Nominal Watt

0 W

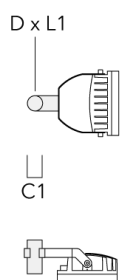
### Configurations

| Light distribution   | Part ID              | Light source        | Rated lumens | Rated input power | CRI   | Weight (kg) |
|--|----------------------|---------------------|--------------|-------------------|-------|-------------|
| linear spread, narrow beam [E]<br> | 139-2040+139-2036    | LED-6/24W - RGBW/4K | 1457.6       | 29 W              | 20/80 | 4.30        |
|  | 139-2148+139-2036    | LED-6/24W - RGBA    | 1179         | 29 W              | 20    | 4.30        |
| symmetric, medium beam [M]<br>     | 139-2039             | LED-6/24W - RGBW/4K | 1571.8       | 29 W              | 20/80 | 4.30        |
|  | 139-2147             | LED-6/24W - RGBA    | 1271.3       | 29 W              | 20    | 4.30        |
| symmetric, narrow beam [E]<br>     | 139-2040             | LED-6/24W - RGBW/4K | 1645.3       | 29 W              | 20/80 | 4.30        |
|  | 139-2148             | LED-6/24W - RGBA    | 1330.8       | 29 W              | 20    | 4.30        |
| symmetric, wide beam [B]<br>     | 139-2038             | LED-6/24W - RGBW/4K | 1506.1       | 29 W              | 20/80 | 4.30        |
|  | 139-2146             | LED-6/24W - RGBA    | 1218.2       | 29 W              | 20    | 4.30        |
| wallwash<br>                     | 139-2039+139-2035-AP | LED-6/24W - RGBW/4K | 1326.4       | 29 W              | 20/80 | 4.30        |
|  | 139-2147+139-2035-AP | LED-6/24W - RGBA    | 1072.8       | 29 W              | 20    | 4.30        |

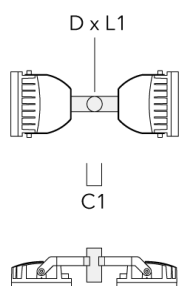
**Mounting Accessories**

**Floodlight mounting bracket TA**

| Description                                | Part ID  | A | C1  | D × L1    | Weight (kg) | D × S     |
|--|----------|---|-----|-----------|-------------|-----------|
| TA1 Mounting bracket, single (Ø 108 x 200) | 147-0096 |   | 130 | 108 x 200 | 7.50        | 108 x 200 |

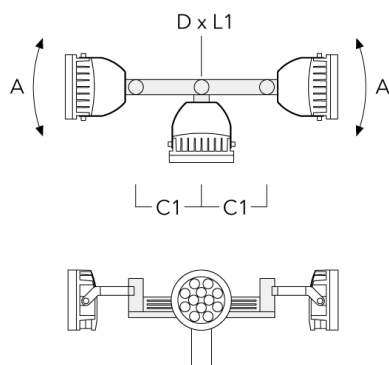


|  |          |  |     |           |      |           |
|--|----------|--|-----|-----------|------|-----------|
| TA2 Mounting bracket, double (Ø 108 x 200) | 147-0097 |  | 130 | 108 x 200 | 7.50 | 108 x 200 |
|--|----------|--|-----|-----------|------|-----------|

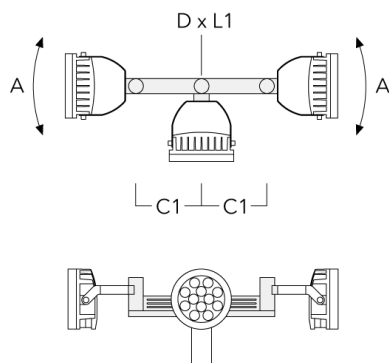


## Projectors

| Description                               | Part ID  | A    | C1  | D x L1   | Weight (kg) | D x S    |
|---|----------|------|-----|----------|-------------|----------|
| TA3 Mounting bracket, triple (Ø 89 x 200) | 147-0025 | ±90° | 650 | 89 x 200 | 17.90       | 89 x 200 |

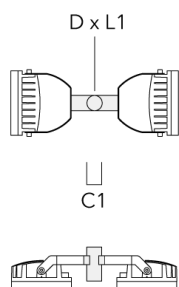


|  |          |      |     |           |       |           |
|--|----------|------|-----|-----------|-------|-----------|
| TA3 Mounting bracket, triple (Ø 108 x 200) | 147-0098 | ±90° | 650 | 108 x 200 | 24.20 | 108 x 200 |
|--|----------|------|-----|-----------|-------|-----------|

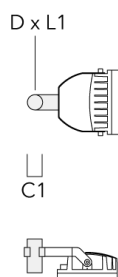


## Projectors

| Description                                | Part ID  | A | C1  | D × L1   | Weight (kg) | D × S    |
|--|----------|---|-----|----------|-------------|----------|
| TA2 Mounting bracket, double* (Ø 76 x 200) | 147-0024 |   | 130 | 76 x 200 | 1.90        | 76 x 200 |



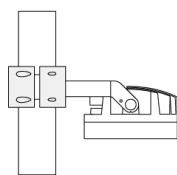
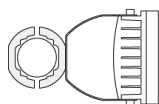
|  |          |  |     |          |      |          |
|--|----------|--|-----|----------|------|----------|
| TA1 Mounting bracket, single* (Ø 76 x 200) | 147-0023 |  | 130 | 76 x 200 | 1.50 | 76 x 200 |
|--|----------|--|-----|----------|------|----------|



**Projectors**

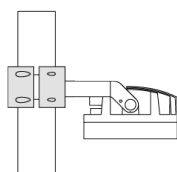
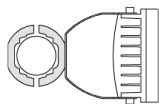
**Pole clamp TS**

| Description                              | Part ID  | D1      | Weight (kg) | D       |
|--|----------|---------|-------------|---------|
| TS1-2/M12 Pole clamp, single (Ø 102-114) | 147-0526 | 102-114 | 1.50        | 102-114 |



D1

|  |          |         |      |         |
|--|----------|---------|------|---------|
| TS1-2/M12 Pole clamp, single (Ø 114-133) | 147-0544 | 114-133 | 1.70 | 114-133 |
|--|----------|---------|------|---------|

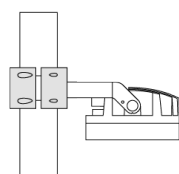
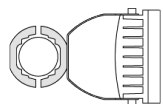


D1



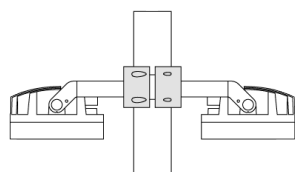
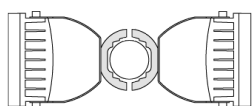
## Projectors

| Description                            | Part ID  | D1    | Weight (kg) | D     |
|--|----------|-------|-------------|-------|
| TS1-2/M12 Pole clamp, single (Ø 76-89) | 147-0543 | 76-89 | 1.40        | 76-89 |



D1

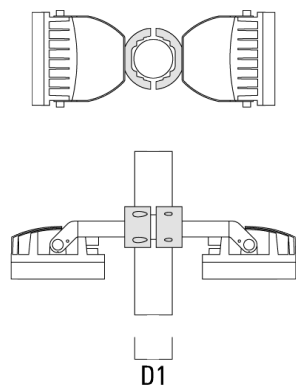
|  |          |       |      |       |
|--|----------|-------|------|-------|
| TS2-2/M12 Pole clamp, double (Ø 76-89) | 147-0545 | 76-89 | 1.40 | 76-89 |
|--|----------|-------|------|-------|



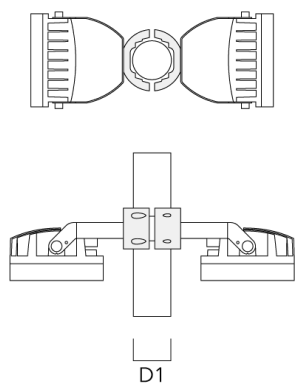
D1

## Projectors

| Description                              | Part ID  | D1      | Weight (kg) | D       |
|--|----------|---------|-------------|---------|
| TS2-2/M12 Pole clamp, double (Ø 114-133) | 147-0546 | 114-133 | 1.60        | 114-133 |

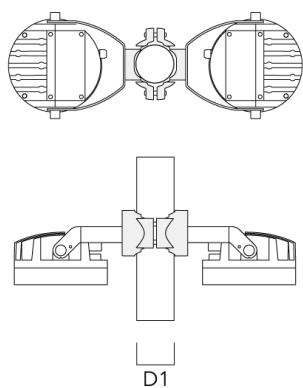


|  |          |         |      |         |
|--|----------|---------|------|---------|
| TS2-2/M12 Pole clamp, double (Ø 102-114) | 147-0527 | 102-114 | 1.50 | 102-114 |
|--|----------|---------|------|---------|

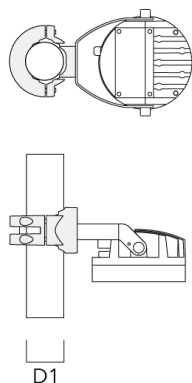


**Pole clamp PC**

| Description                               | Part ID  | D1    | Weight (kg) |
|---|----------|-------|-------------|
| PC2 76-89/60 Pole clamp, double (Ø 76-89) | 139-2703 | 76-89 | 1.00        |

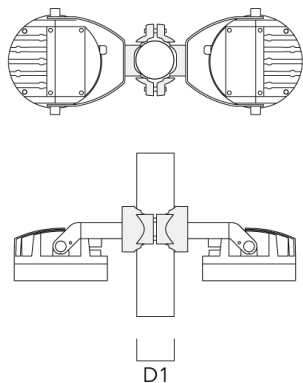


|   |          |       |      |
|---|----------|-------|------|
| PC1 76-89/60 Pole clamp, single (Ø 76-89) | 139-2702 | 76-89 | 1.00 |
|---|----------|-------|------|

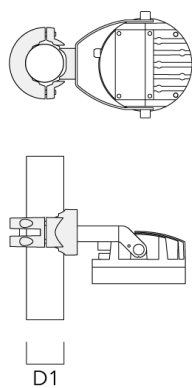


## Projectors

| Description                                      | Part ID  | D1      | Weight (kg) |
|--|----------|---------|-------------|
| PC2 102-114/60 Pole clamp, double<br>(Ø 102-114) | 139-2707 | 102-114 | 1.20        |

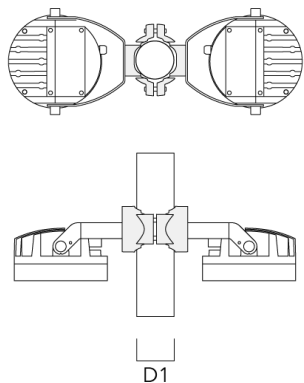


|  |          |         |      |
|--|----------|---------|------|
| PC1 102-114/60 Pole clamp, single<br>(Ø 102-114) | 139-2706 | 102-114 | 1.20 |
|--|----------|---------|------|

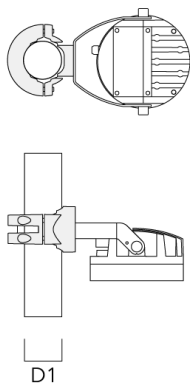


## Projectors

| Description                                      | Part ID  | D1      | Weight (kg) |
|--|----------|---------|-------------|
| PC2 114-133/60 Pole clamp, double<br>(Ø 114-133) | 139-2709 | 114-133 | 1.40        |

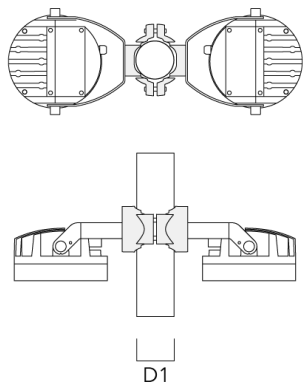


|  |          |         |      |
|--|----------|---------|------|
| PC1 114-133/60 Pole clamp, single<br>(Ø 114-133) | 139-2708 | 114-133 | 1.40 |
|--|----------|---------|------|

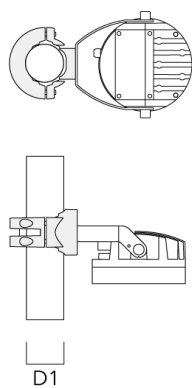


## Projectors

| Description                                | Part ID  | D1     | Weight (kg) |
|--|----------|--------|-------------|
| PC2 82-109/60 Pole camp, double (Ø 82-109) | 139-2705 | 82-109 | 1.10        |



|  |          |        |      |
|--|----------|--------|------|
| PC1 82-109/60 Pole camp, single (Ø 82-109) | 139-2704 | 82-109 | 1.10 |
|--|----------|--------|------|



## Projectors

### Control

#### DMX Controller

| Description    | Part ID  |
|----------------|----------|
| DMX Controller | 400-0469 |

#### DMX Controller (smart)

| Description            | Part ID  | Additional information  |
|------------------------|----------|---|
| DMX Controller (smart) | 400-0470 | IP20. The Touch Panel is an intuitive and easy-to-use keypad or one DMX universe. It can store up to 36 scenes; alternatively, via .... |



### DMX Controller - RDM ready

| Description                | Part ID  |
|----------------------------|----------|
| DMX Controller - RDM ready | 400-0471 |



### DMX Splitter

| Description  | Part ID  |
|--------------|----------|
| DMX Splitter | 400-0473 |





### DMX Booster Box

---

| Description     | Part ID  |
|-----------------|----------|
| DMX Booster Box | 400-0474 |

---



---

### DMX Motion Sensor

---

| Description       | Part ID  |
|-------------------|----------|
| DMX Motion Sensor | 400-0478 |

---



**DMX Termination Plug**

---

| Description          | Part ID  |
|----------------------|----------|
| DMX Termination Plug | 400-0475 |

---



---

**DMX Plug and Socket**

---

| Description         | Part ID  |
|---------------------|----------|
| DMX Plug and Socket | 400-0479 |

---



**DMX Combination Cable**

---

| Description           | Part ID  |
|-----------------------|----------|
| DMX Combination Cable | 400-0480 |

---



---

**DMX Wireless Repeater**

---

| Description           | Part ID  |
|-----------------------|----------|
| DMX Wireless Repeater | 400-0477 |

---



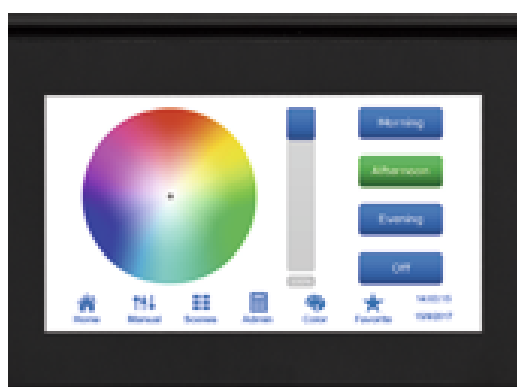
### DMX Wireless Transceiver

| Description              | Part ID  |
|--------------------------|----------|
| DMX Wireless Transceiver | 400-0476 |



### DMX Controller (smart) - RDM ready

| Description                        | Part ID  |
|------------------------------------|----------|
| DMX Controller (smart) - RDM ready | 400-0472 |



### DMX Wireless Antenna

| Description   | Part ID  |
|---------------|----------|
| Antenna RF5dB | 430-0036 |

#### WE-EF LEUCHTEN GmbH

Töpinger Straße 16, 29646 Bispingen, Germany - Phone: +49 5194 909-0  
 info@we-ef.com - <https://we-ef.com>

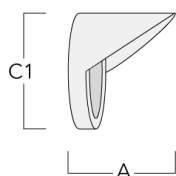
Subject to technical changes and errors. - Generated on 10/03/2025

| Description     | Part ID  |
|-----------------|----------|
| Antenna RF1.8dB | 430-0018 |

**Optical Accessories**

**Glare shield**

| Description   | Part ID  | A   | C1  |
|---------------|----------|-----|-----|
| ES-FLC220-LED | 139-1986 | 125 | 190 |



**Snoot**

| Description   | Part ID  | A   | C1  |
|---------------|----------|-----|-----|
| ET-FLC220-LED | 139-1987 | 125 | 190 |

