






Description

IP66. Class I. Class II on request. IK10. Marine-grade, all-aluminium construction. Pole section features galvanised steel reinforcement core. 5CE superior corrosion protection including PCS hardware. Silicone CCG® Controlled Compression Gasket. RFC® Reflection Free Contour main lens. Integral EC electronic converter in thermally-separated compartment. DALI. CAD-optimised optics for superior illumination and glare control. Factory installed LED circuit board. Pre-wired post complete with cable connecting box and fuse for mains connection. Optional 2200 K version up to max. 1050mA available. To be specified at time of ordering.

Supplied as a complete luminaire (luminaire head and standpipe). Please note: The standpipe height must be entered for the photometric calculation.

Specifications**Material description**

Body	Marine-grade, die-cast aluminium alloy. Inner steel core.
Lens	RFC® Reflection Free Contour main lens
Colours	 RAL9004 Signal black  RAL9006 White aluminium  RAL9007 Grey aluminium  RAL7016 Anthracite grey  RAL9016 Traffic white
Gasket	Silicone CCG® Controlled Compression Gasket
Fasteners	PCS Polymer Coated Stainless Steel Hardware
Ingress protection	IP66/IP67
Impact resistance	IK10
Corrosion resistance	5CE

Electrical description

Power supply	220-240V / 50-60 Hz
Driver / Ballast	DALI
Power factor	> 0.9
Surge protection	10kV (SP10)

Additional information

Lifetime	Ta=25° L90B10 > 90000h
Energy efficiency class	Energy efficiency class

PSY414 LED

Bollards and pathway luminaires

Options

Light distribution



rectangular, side throw [R45]

Colour temperature



3000 K



4000 K




2700 K

Nominal Watt

0 W

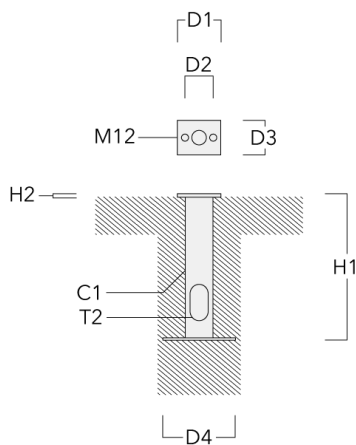
Configurations

Light distribution	Part ID	Light source	Rated lumens	Rated input power	CRI	Weight (kg)
rectangular, side throw [R45] 	114-0128	LED-3/6W / 700 mA - 3000 K	650.8	7.5 W	80	10.00
	114-0129	LED-3/6W / 700 mA - 4000 K	695.7	7.5 W	80	10.00
	114-0130	LED-3/9W / 1050mA - 3000 K	953.5	11 W	80	10.00
	114-0131	LED-3/9W / 1050mA - 4000 K	997.8	11 W	80	10.00
	114-0132	LED-3/13W / 1400 mA - 3000 K	1219.5	15 W	80	10.00
	114-0133	LED-3/13W / 1400 mA - 4000 K	1275	15 W	80	10.00
	114-0184	LED-3/6W / 700 mA - 2700 K	606	7.5 W	80	10.00
	114-0185	LED-3/9W / 1050 mA - 2700 K	909.1	11 W	80	10.00
	114-0186	LED-3/13W / 1400 mA - 2700 K	1153	15.8 W	80	10.00

Mounting Accessories

Planted root

Description	Part ID	C1	D1	D2	D3	D4	H1	H2	T2	Weight (kg)
Planted root ESV2	300-9115	76	120	90	95	200	400	10	62 x 100	3.80



Control**DALI interface**

Description	Part ID	Additional information	C
DALI interface	430-0013	DALI variant. The luminaire is equipped with a DT6 Dali driver (Dali 2.0).	90

Dali 2.0

- Application controllers and Input devices defined
- Single-masters and multi-masters allowed
- Event priorities defined
- Separate addressing & grouping from control gear

Note: Mixing Dali 1 and Dali 2.0 drivers can cause problems because the addressing and the command scope has changed!