

### Description

RGBW/RGBA Colour Changer. IP67\*, Class I. IK10+. Stainless steel construction including PCS hardware. Silicone rubber gasket. Safety glass lens; max. load 5 tonnes. Luminaire can be driven over at low speed. Factory-sealed termination chamber complete with cable gland and 1.5 m of flexible PVC free cable. Cable gland with spiral cable bending protection. Integral EC electronic converter in thermally separated compartment. 'No tool' removable gear/lens tray. CAD-optimised optics for superior illumination and glare control. OLC® One LED Concept. Factory-installed LED circuit board with WE-EF Colour Boost Technology. DMX interface. Gimbal mounted, 360° rotatable and 30° tiltable.

The optional installation blackout is recommended for mounting. To be ordered separately.

Optional with Anti-Slip ceramic Coating ASC to DIN 51130 (Trip Classification 10) available on request.

The luminaire is not suitable for permanent underwater operation and must be switched off in the event of flooding.

\* Additionally tested to IP66, IP67, IP68 0.1 bar 3h, up to

# ETC130-GB-CC LED

## Inground luminaires

**we-ef**

1 m depth according to DIN EN 60598 and IP69K/80°  
according to DIN EN 60529.

### **WE-EF LEUCHTEN GmbH**


Töpinger Straße 16, 29646 Bispingen, Germany - Phone: +49 5194 909-0  
info@we-ef.com - <https://we-ef.com>

Subject to technical changes and errors. - Generated on 23/11/2024

### Specifications

#### Material description

---

Body	Stainless steel construction
Lens	Safety glass lens; max. load 5 tonnes
Colours	 Stainless Steel
Gasket	Silicone rubber gasket
Fasteners	PCS Polymer Coated Stainless Steel Hardware
Ingress protection	IP67
Impact resistance	IK10+

---

#### Electrical description

---

Power supply	220-240V / 50-60 Hz
Driver / Ballast	Integral EC electronic converter
Power factor	> 0.9
Surge protection	1/2 kV (optional SP10)

---

#### Additional information

---

Lifetime	Ta=25° L90B10 > 90000h
Energieeffizienzklasse	C-D (Light source)

---

# ETC130-GB-CC LED

Inground luminaires

**we-ef**

## Options

### Light distribution



symmetric, wide beam [B]



symmetric, medium beam [M]



asymmetric, wallgrazer [A6]



wallwash

### Colour temperature

RGBW/4K

RGBA

### Nominal Watt

24 W


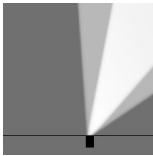


## WE-EF LEUCHTEN GmbH

Töpinger Straße 16, 29646 Bispingen, Germany - Phone: +49 5194 909-0

info@we-ef.com - <https://we-ef.com>

Subject to technical changes and errors. - Generated on 23/11/2024

## Configurations

Light distribution	Part ID	Light source	Rated lumens	Rated input power	CRI	Weight (kg)
asymmetric, wallgrazer [A6] 	185-3391	LED-12/19W - RGBW/4K	1296.9	23 W	20/80	6.20
	185-3416	LED-12/19W - RGBA	1094.2	23 W	20	6.20
symmetric, medium beam [M] 	185-3390	LED-12/19W - RGBW/4K	1327.4	23 W	20/80	6.20
	185-3415	LED-12/19W - RGBA	1120	23 W	20	6.20
symmetric, wide beam [B] 	185-3389	LED-12/19W - RGBW/4K	1331.3	23 W	20/80	6.20
	185-3414	LED-12/19W - RGBA	1123.3	23 W	20	6.20
wallwash 	185-3392	LED-12/19W - RGBW/4K	1225.6	23 W	20/80	6.20
	185-3417	LED-12/19W - RGBA	1034.1	23 W	20	6.20

### Control

#### DMX Wireless Antenna

Description	Part ID
Antenna RF1.8dB	430-0018

#### DMX Motion Sensor

Description	Part ID
DMX Motion Sensor	400-0478



#### DMX Controller

Description	Part ID	Additional information
DMX Controller	400-0469	IP20. DIN Rail system. Is designed for either live or stand-alone control. It features one DMX universe, a USBconnection, 128k flash memory for storing stand-alone programs.

## Inground luminaires

### DMX Controller (smart)

Description	Part ID	Additional information
DMX Controller (smart)	400-0470	IP20. The Touch Panel is an intuitive and easy-to-use keypad or one DMX universe. It can store up to 36 scenes; alternatively, via ....



### DMX Controller - RDM ready

Description	Part ID
DMX Controller - RDM ready	400-0471

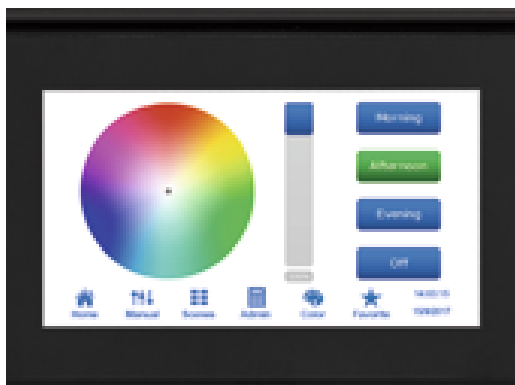


### DMX Controller (smart) - RDM ready

---

Description	Part ID
DMX Controller (smart) - RDM ready	400-0472

---



---

### DMX Splitter

---

Description	Part ID
DMX Splitter	400-0473

---





## Inground luminaires

### DMX Booster Box

---

Description	Part ID
DMX Booster Box for DMX cable system	400-0474

---



---

### DMX Wireless Repeater

---

Description	Part ID
DMX Wireless Repeater	400-0477

---



### DMX Wireless Transceiver

---

Description	Part ID
DMX Wireless Transceiver	400-0476

---



### Electrical Accessories

#### Sealable junction box

Description	Part ID	C1	M1	M2
Sealable junction box SJB130 (DMX - in/out)	185-3198	146	Ø 10	Ø 12 - 19

