





Description

IP66, Class I. IK07. Marine-grade, die-cast aluminium alloy. 5CE superior corrosion protection + primer including PCS hardware. Silicone CCG_R_ Controlled Compression Gasket. Safety glass lens. Two cable entries. Integral EC electronic converter in thermally separated compartment. Darklight anodised aluminium reflector for superior illumination and glare control. Factory-installed LED circuit board. DALI Interface.

A pre-installation blackout, proud or flush, is available and recommended for mounting in concrete ceilings. To be ordered separately.

A maximum of one internal optical accessory.

Ceiling luminaires**Specifications****Material description**

Body	Marine-grade, die-cast aluminium alloy
Lens	Safety glass lens
Colours	 RAL9004 Signal black  RAL9006 White aluminium  RAL9007 Grey aluminium  RAL9016 Traffic white
Gasket	Silicone CCG® Controlled Compression Gasket
Fasteners	PCS Polymer Coated Stainless Steel Hardware
Ingress protection	IP66
Impact resistance	IK07
Corrosion resistance	5CE+Primer

Electrical description

Power supply	220-240V / 50-60 Hz
Driver / Ballast	Integral EC electronic converter in thermally-separated compartment
Power factor	> 0.9

Additional information

Lifetime	Ta=40° L70B50 > 50000h
----------	------------------------

DOC120-FT LED

Ceiling luminaires

Options

Light distribution



symmetric, wide beam [B]



symmetric, medium beam [M]



symmetric, narrow beam [E]

Colour temperature



3000 K



4000 K



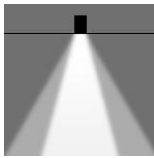

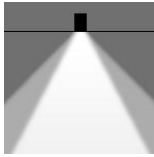
2700 K

Nominal Watt

24 W

0 W

Configurations

Light distribution	Part ID	Light source	Rated lumens	Rated input power	CRI	Weight (kg)
symmetric, medium beam [M] 	134-1857	LED-FT-17W / 500 mA - 3000 K	1757.2	20 W	80	2.25
	134-1858	LED-FT-17W / 500 mA - 4000 K	1831.6	20 W	80	2.25
	134-1863	LED-FT-24W / 700 mA - 3000 K	2415.5	27 W	80	2.25
	134-1864	LED-FT-24W / 700 mA - 4000 K	2518.5	27 W	80	2.25
	134-1921	LED-FT-17W / 500 mA - 2700 K	1680	20 W	80	2.25
	134-1922	LED-FT-24W / 700 mA - 2700 K	2318.2	27 W	80	2.25
symmetric, narrow beam [E] 	134-1859	LED-FT-17W / 500 mA - 3000 K	824.1	20 W	80	2.25
	134-1860	LED-FT-17W / 500 mA - 4000 K	859	20 W	80	2.25
	134-1865	LED-FT-24W / 700 mA - 3000 K	1132.9	27 W	80	2.25
	134-1866	LED-FT-24W / 700 mA - 4000 K	1181.2	27 W	80	2.25
	134-1923	LED-FT-17W / 500 mA - 2700 K	787.9	20 W	80	2.25
	134-1924	LED-FT-24W / 700 mA - 2700 K	1087.2	27 W	80	2.25
symmetric, wide beam [B] 	134-1855	LED-FT-17W / 500 mA - 3000 K	1743.3	20 W	80	2.25
	134-1856	LED-FT-17W / 500 mA - 4000 K	1817.1	20 W	80	2.25
	134-1861	LED-FT-24W / 700 mA - 3000 K	2396.3	27 W	80	2.25
	134-1862	LED-FT-24W / 700 mA - 4000 K	2498.6	27 W	80	2.25
	134-1919	LED-FT-17W / 500 mA - 2700 K	1666.6	20 W	80	2.25
	134-1920	LED-FT-24W / 700 mA - 2700 K	2299.8	27 W	80	2.25

Control

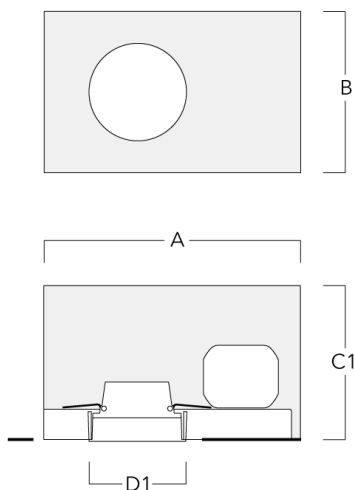
DALI interface

Description	Part ID	C
DALI interface	430-0013	90

Mounting Accessories

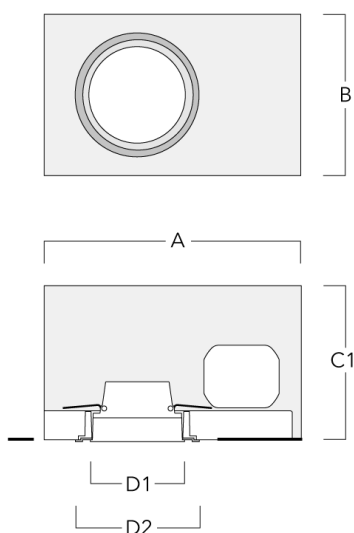
Installation blackout, proud

Description	Part ID	A	B	C1	D1
BDO12-I	134-1748	383	272	192	155



Installation blackout, flush with shadow line

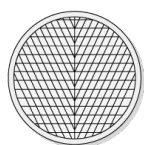
Description	Part ID	A	B	C1	D1	D2
BDO12-III	134-1749	383	272	192	155	198



Optical Accessories

Linear spread lens


Description	Part ID	C1
IO-180-DOC120-LED-FT	134-1781	103



C1

Flood lens

Description	Part ID	C1
IO-360-DOC120-LED-FT	134-1782	103



C1

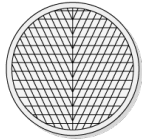
DOC120-FT LED

Ceiling luminaires

we-ef

Wallwash lens

Description	Part ID	C1
IO-20-WW-DOC120-LED-FT	134-1771	103



C1

WE-EF LIGHTING Pty Ltd

6/13 Downard Street, 3195 Braeside, Victoria - Phone: +61 3 8587 0444 - Fax: +61 3 8587 0499

info.australia@we-ef.com - <https://we-ef.com/aus>

Subject to technical changes and errors. - Generated on 23/11/2024