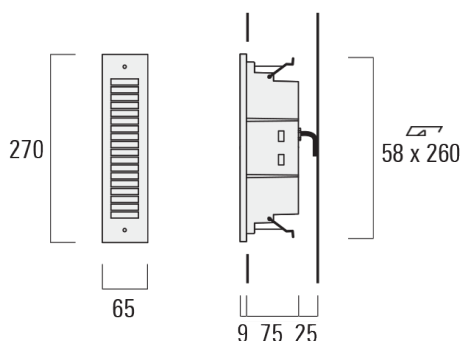


SVL134 LED Reduced Depth

Wall luminaires recessed

we-ef



Description

IP66, Class I. IK07. Marine-grade, die-cast aluminium alloy. 5CE superior corrosion protection + primer including PCS hardware. Polycarbonate main lens. Silicone rubber gasket. Luminaire is factory-sealed and does not need to be opened during installation. Factory-installed with 30 cm of flexible halogen-free cable.

Integral EC electronic converter. Advanced thermal management protects LEDs while optimising lumens output. One cable entry.

WE-EF LIGHTING Pty Ltd

47 Tarnard Drive, 3195 Braeside, Victoria - Phone: +61 3 8587 0444 - Fax: +61 3 8587 0499

info.australia@we-ef.com - <https://we-ef.com/aus>

Subject to technical changes and errors. - Generated on 15/08/2025

SVL134 LED Reduced Depth

we-ef

Wall luminaires recessed

Specifications

Material description

Body	Marine-grade, die-cast aluminium alloy
Lens	Polycarbonate
Colours	<div><div></div> RAL9004 Signal black</div> <div><div></div> RAL9006 White aluminium</div> <div><div></div> RAL9007 Grey aluminium</div>
Gasket	Silicone rubber gasket
Fasteners	PCS Polymer Coated Stainless Steel Hardware (unpainted)
Ingress protection	IP66
Impact resistance	IK07
Corrosion resistance	5CE+Primer

Electrical description

Power supply	230V / 50 Hz
Driver / Ballast	Integral EC electronic converter

Additional information

Warranty	The product is supplied with 10-year warranty. Please refer to the LED Warranty Statement located on www.we-ef.com for further details.
----------	--

WE-EF LIGHTING Pty Ltd

47 Tarnard Drive, 3195 Braeside, Victoria - Phone: +61 3 8587 0444 - Fax: +61 3 8587 0499
info.australia@we-ef.com - <https://we-ef.com/aus>





Subject to technical changes and errors. - Generated on 15/08/2025

SVL134 LED Reduced Depth



Wall luminaires recessed

Options


Light distribution	Colour temperature	Nominal Watt
 Shielded	 3000 K	0 W
	 4000 K	
	 2700 K	

SVL134 LED Reduced Depth

we-ef

Wall luminaires recessed

Configurations

Light distribution	Part ID	Light source	Rated lumens	Rated input power	CRI	Weight (kg)
Shielded 	190-9065	LED-6W / 350 mA - 3000 K	18.7	8 W	80	0.80
	190-9066	LED-6W / 350 mA - 4000 K	19.8	8 W	80	0.80
	190-9067	LED-6W / 350 mA - 2700 K	17.6	8 W	80	0.80

WE-EF LIGHTING Pty Ltd

47 Tarnard Drive, 3195 Braeside, Victoria - Phone: +61 3 8587 0444 - Fax: +61 3 8587 0499

info.australia@we-ef.com - <https://we-ef.com/aus>

Subject to technical changes and errors. - Generated on 15/08/2025