






Description

IP66, Class I. Class II on request. IK07. Marine-grade, die-cast aluminium alloy. 5CE superior corrosion protection including PCS hardware. Silicone rubber gasket. UV-resistant polycarbonate main lens (open at the bottom). The luminaire is factory sealed and does not need to be opened during installation. Integral EC converter, thermally separated. Factory installed LED circuit board. Removable LED boards for upgrading. CAD-optimised indirect optics for superior illumination and glare control.

Optional 2200 K version available. To be specified at time of ordering.

Specifications**Material description**

Body	Marine-grade, die-cast aluminium alloy
Lens	Polycarbonate (open at the bottom)
Colours	 RAL9004 Signal black  RAL9006 White aluminium  RAL9007 Grey aluminium  RAL7016 Anthracite grey  RAL9016 Traffic white
Gasket	Silicone rubber gasket
Fasteners	PCS Polymer Coated Stainless Steel Hardware
Ingress protection	IP66
Impact resistance	IK07
Corrosion resistance	5CE
Windage	0.090 m ²

Electrical description

Power supply	220-240V / 50-60 Hz
Driver / Ballast	Standard. DALI or 1-10V on request
Power factor	> 0.9
Surge protection	6/6 kV (optional SP10)

Additional information

Lifetime	Ta=25° L70B50 > 50000h
Energy efficiency class	C-D (Light source)

ZFS460 LED-FT

Catenary luminaires

Options

Light distribution



controlled symmetric distribution [C55]



rectangular [R50]

Colour temperature



2700 K



3000 K





4000 K

Nominal Watt

24 W

0 W

Configurations

Light distribution	Part ID	Light source	Rated lumens	Rated input power	CRI	Weight (kg)
controlled symmetric distribution [C55] 	115-1622	LED-FT-24W / 700 mA - 2700 K	3229	27 W	80	9.50
	115-1623	LED-FT-24W / 700 mA - 3000 K	3364.5	27 W	80	9.50
	115-1624	LED-FT-24W / 700 mA - 4000 K	3508	27 W	80	9.50
	115-1625	LED-FT-37W / 1050 mA - 2700 K	4887.3	42 W	80	9.50
	115-1626	LED-FT-37W / 1050 mA - 3000 K	5086.7	42 W	80	9.50
	115-1627	LED-FT-37W / 1050 mA - 4000 K	5337.8	42 W	80	9.50
	rectangular [R50] 	115-1628	LED-FT-24W / 700 mA - 2700 K	3531.2	27 W	80
115-1629		LED-FT-24W / 700 mA - 3000 K	3679.5	27 W	80	9.50
115-1630		LED-FT-24W / 700 mA - 4000 K	3836.4	27 W	80	9.50
115-1631		LED-FT-37W / 1050 mA - 2700 K	5344.8	42 W	80	9.50
115-1632		LED-FT-37W / 1050 mA - 3000 K	5562.8	42 W	80	9.50
115-1633		LED-FT-37W / 1050 mA - 4000 K	5837.4	42 W	80	9.50

Control**Eco Step Dim® Basic**

Description	Part ID
Eco Step Dim® Basic LED	430-0001

Eco Step Dim® Advanced

Description	Part ID
Eco Step Dim® Advanced LED	430-0002

Photocell PV

Description	Part ID
Photocell PV	430-0017

R2C Ready to Connect

Description	Part ID
R2C Ready to Connect (top)	430-0019