

115-1441
ZFT430 LED



Description

IP66. Class I. IK09. Marine-grade, die-cast aluminum alloy. 5CE superior corrosion protection including PCS hardware. Silicone CCG® Controlled Compression Gasket. PMMA main lens. CAD-optimized optics for superior illumination and glare control. Integral driver in thermally separated compartment. OLC® One LED Concept. Factory-installed LED circuit board. 0-10V Dimming comes standard with luminaire. Luminaire is factory-sealed and does not need to be opened during installation.

Recommended mounting height 10-20 ft.

Specify product with 7 Digit product code - Finish Color. Accessories, such as mounting, optical, and electrical, must be specified separately.

Example: XXX-XXXX-9004 (Black)
+ XXX-XXXX (Accessory 1)

| | |
|--------------------|------------------------------|
| Weight | 12.00 lb |
| Light distribution | [R65] Type IV Medium |
| Light source | LED-9/27W / 1050 mA - 4000 K |
| CRI | 80 |
| Power supply | electronic gear |
| LEDs | 9 |
| Rated input power | 30 W |

Nominal Lumen (lm)

| | |
|-------------|------|
| LED Lumen | 450 |
| Total Lumen | 4050 |
| Tj | 85 |

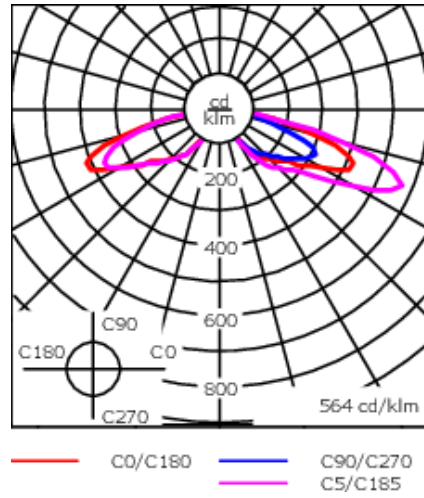
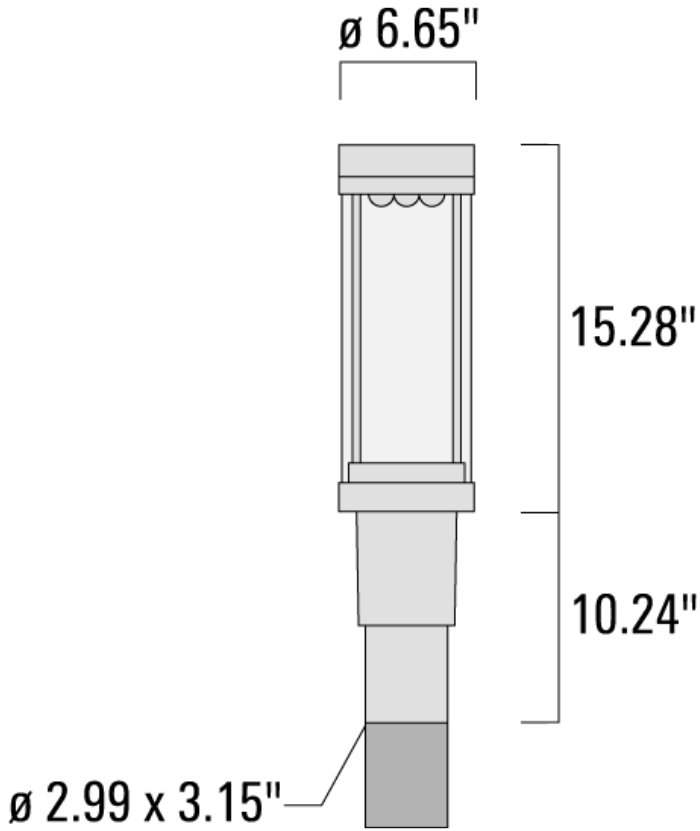
Rated lumens (lm)

| | |
|-------------|--------|
| LED Lumen | 382.2 |
| Total Lumen | 3439.5 |
| Ta | 25 |

WE-EF LIGHTING USA, LLC

410-D Keystone Drive, 15086 Warrendale, PA 15086 - Phone: +1 724 742 0030
customersupport.usa@we-ef.com - <https://we-ef.com/us>
Subject to technical changes and errors. - Generated on 11/23/2024

115-1441
ZFT430 LED







115-1441

ZFT430 LED

we-ef

Specifications

Material description

| | |
|----------------------|--|
| Body | Marine-grade die-cast aluminium alloy |
| Lens | Clear polycarbonate lens. |
| Colors |  RAL9004 Black  RAL9007 Grey Metallic  RAL9016 White  RAL8019 Dark Bronze |
| Gasket | Silicone rubber gasket |
| Fasteners | PCS Polymer Coated Stainless Steel hardware |
| Ingress protection | IP66 |
| Impact resistance | IK09 |
| Corrosion resistance | 5CE |
| Windage | 0.104 m ² |

Electrical description

| | |
|------------------|---|
| Power supply | Integral [ECG] electronic driver 120V-277V. 0-10V dimmable, to be specified with order. |
| Driver / Ballast | Integral EC electronic converter |
| Power factor | > 0.9 |
| Surge protection | In-line bracket 10kV Surge Protector |

Additional information

| | |
|----------|--|
| Lifetime | Ta=25°/40° L90B10 > 90000h |
| Listings | ETL, UL-1598, CSA-C22.2#250.0. Suitable for Wet Locations. |

WE-EF LIGHTING USA, LLC

410-D Keystone Drive, 15086 Warrendale, PA 15086 - Phone: +1 724 742 0030

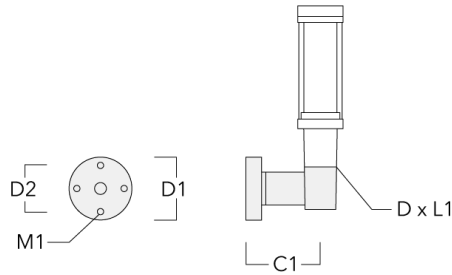
customersupport.usa@we-ef.com - <https://we-ef.com/us>

Subject to technical changes and errors. - Generated on 11/23/2024

Mounting Accessories

Wall and pole brackets RZ

| Description | Part ID | C1 | D1 | D2 | D x L1 | M1 | Weight (lb) |
|------------------------------|----------|--------|------|-------|---------|-------|-------------|
| RZ0-400 Wall bracket, single | 115-1324 | 10.90" | 9.1" | 7.67" | 3" x 3" | 0.47" | 7.72 lbs |



| | | | | | | | |
|------------------------------|----------|--------|--|--|---------|--|----------|
| RZ2-400 Pole bracket, double | 115-1323 | 10.16" | | | 3" x 3" | | 10.8 lbs |
|------------------------------|----------|--------|--|--|---------|--|----------|

