



#### Description

IP66, Class I. IK10. Marine-grade, all-aluminium construction. 5CE superior corrosion protection including PCS hardware. Polycarbonate lens. Silicone CCG® Controlled Compression Gasket. Luminaire is factory-sealed and does not need to be opened during installation.

Integral EC electronic converter in thermally-separated compartment. Advanced thermal management protects LEDs while optimising lumens output. CAD-optimised optics for superior illumination and glare control.

Two-sided light output versions for 360° symmetric distribution.

One-sided light output versions with 'rearward glow' feature. Ideal for pathway lighting applications.

Luminaire spacing up to 5-8 m.

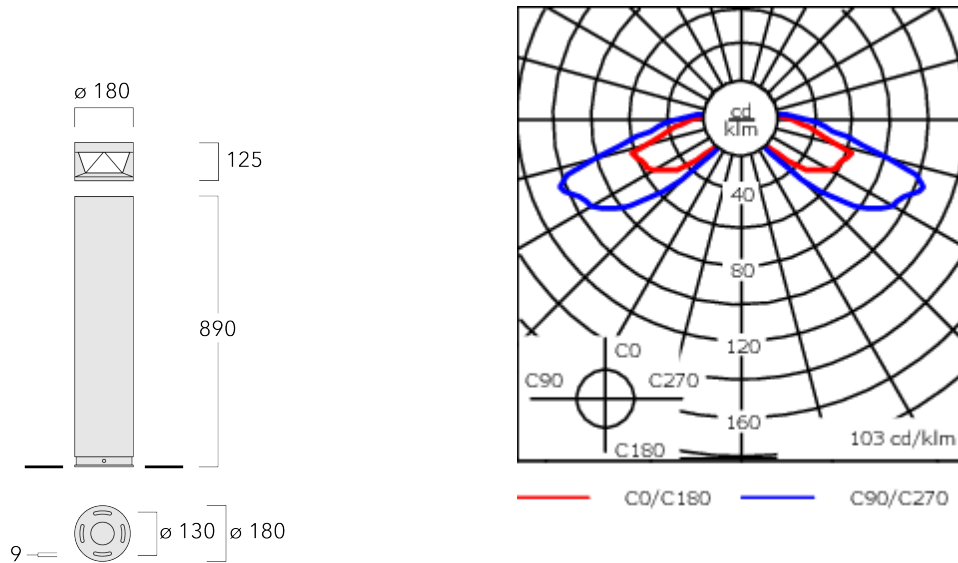
Weight	9.00 kg
Light distribution	symmetric distribution [C60]
Light source	LED-6/18W / 1050 mA - 4000 K
CRI	80
Power supply	EC
BUG	B1 U3 G1
LEDs	6
Rated input power	21 W

#### Nominal Lumen (lm)

LED Lumen	450
Total Lumen	2700
Tj	85

#### Rated lumens (lm)

LED Lumen	143.9
Total Lumen	863.4
Ta	25



## Specifications

### Material description

Body	Marine-grade, all-aluminium construction
Lens	Polycarbonate
Colours	<div style="display: flex; align-items: center;"> <div style="width: 20px; height: 10px; background-color: black; margin-right: 5px;"></div> <span>RAL9004 Signal black</span> </div> <div style="display: flex; align-items: center; margin-top: 5px;"> <div style="width: 20px; height: 10px; background-color: grey; margin-right: 5px;"></div> <span>RAL9007 Grey aluminium</span> </div> <div style="display: flex; align-items: center; margin-top: 5px;"> <div style="width: 20px; height: 10px; background-color: darkgrey; margin-right: 5px;"></div> <span>RAL7016 Anthracite grey</span> </div> <div style="display: flex; align-items: center; margin-top: 5px;"> <div style="width: 20px; height: 10px; background-color: white; margin-right: 5px;"></div> <span>RAL9016 Traffic white</span> </div>
Gasket	Silicone CCG® Controlled Compression Gasket
Fasteners	PCS hardware
Ingress protection	IP66
Impact resistance	IK10
Corrosion resistance	5CE

### Electrical description

Driver / Ballast	Integral EC electronic converter in thermally-separated compartment
Surge protection	10/10kV

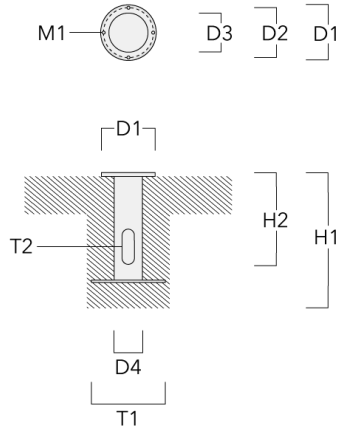
### Additional information

Lifetime	Ta=25° L90B10 > 90000h
BUG Rating	Please see individual Spec Sheets for classification of Backlight, Uplight and Glare

**Mounting Accessories**

**Planted root**

Description	Part ID	D1	D2	D3	D4	H1	H2	M1	T1	T2	Weight (kg)
Planted root ESV4	300-0461-AP	150	130	60	89	400	350	8	200	50 x 100	3.85



114-9092

KTY234 LED

**we-ef**

## Optical Accessories

### Light shield

Description	Part ID	H1	Weight (kg)
Cut-off shield LS180	114-9185	66	0.02



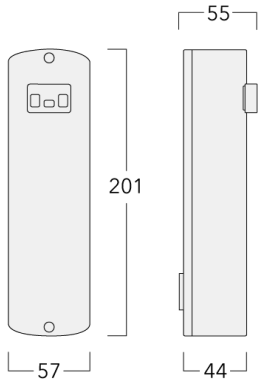
**Control**

**Eco Step Dim® Motion**

---

Description	Part ID
Eco Step Dim® Motion - Linked-Primary	430-0030

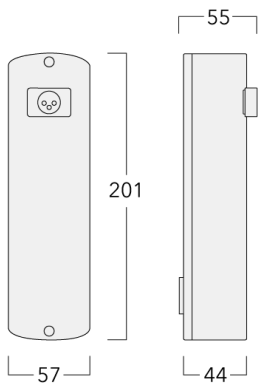
---



---

Eco Step Dim® Motion - Linked-Secondary	430-0031
---	----------

---



**114-9092**

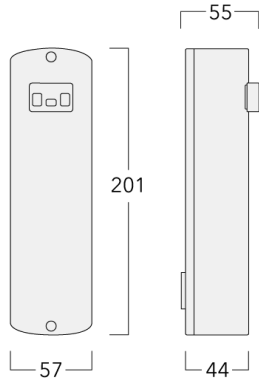
**KTY234 LED**

**we-ef**

---

Description	Part ID
Eco Step Dim® Motion - Stand-Alone	430-0037

---



**WE-EF LIGHTING (Thailand) Co., Ltd.**

57 Moo 5, Kingkaew Rd., Bangplee, 10540 Samutprakarn - Phone: +66 2 738 96 20 - Fax: +66 2 738 96 29

<https://we-ef.com/asia>

Subject to technical changes and errors. - Generated on 23/11/2024