



Description

IP66, Class I. IK10. Marine-grade, all aluminium construction. 5CE superior corrosion protection + primer including PCS hardware. Silicone CCG® Controlled Compression Gasket. Polycarbonate lens. Integral EC electronic converter in thermally-separated compartment. CAD-optimised indirect optics for superior illumination and glare control. Factory installed LED circuit board. Pre-wired post complete with cable connecting box and fuse for mains connection.

Optional 2200 K version available. To be specified at time of ordering.

Optional Eco Step Dim® Motion version available. To be specified at time of ordering.

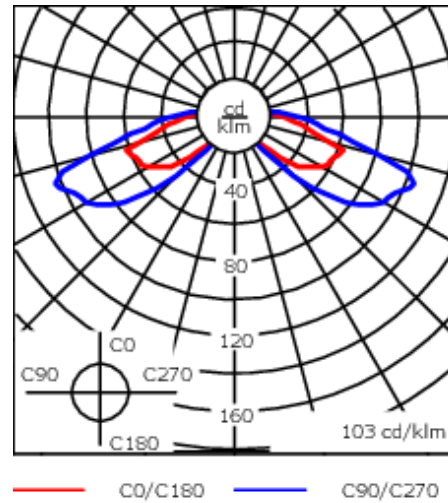
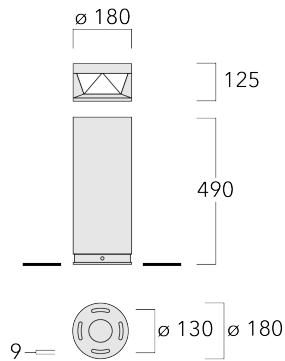
Weight	6.70 kg
Light distribution	symmetric distribution [C60]
Light source	LED-6/26W / 1400 mA - 4000 K
CRI	80
Power supply	EC
LEDs	6
Rated input power	27 W

Nominal Lumen (lm)

LED Lumen	575
Total Lumen	3450
Tj	85

Rated lumens (lm)

LED Lumen	183.9
Total Lumen	1103.3
Ta	25



Specifications

Material description

Body	Marine-grade, all-aluminium construction
Lens	Polycarbonate
Colours	<div style="display: flex; align-items: center;"> <div style="width: 20px; height: 15px; background-color: black; margin-right: 5px;"></div> <div>RAL9004 Signal black</div> </div> <div style="display: flex; align-items: center; margin-top: 5px;"> <div style="width: 20px; height: 15px; background-color: #cccccc; margin-right: 5px;"></div> <div>RAL9006 White aluminium</div> </div> <div style="display: flex; align-items: center; margin-top: 5px;"> <div style="width: 20px; height: 15px; background-color: #808080; margin-right: 5px;"></div> <div>RAL9007 Grey aluminium</div> </div>
Gasket	Silicone CCG® Controlled Compression Gasket
Ingress protection	IP66
Impact resistance	IK10
Corrosion resistance	5CE+Primer

Electrical description

Power supply	230V / 50 Hz
Driver / Ballast	Integral EC electronic converter in thermally-separated compartment
Surge protection	10/10kV (SP10) available on request

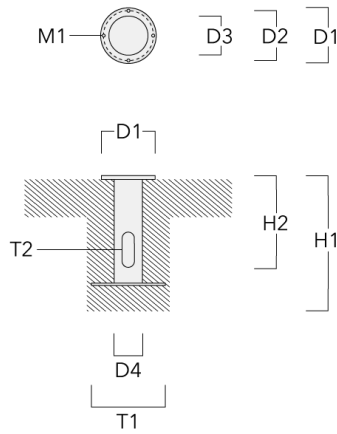
Additional information

Lifetime	Ta=40° L90B10 > 90000h
Warranty	The product is supplied with 10-year warranty. Please refer to the LED Warranty Statement located on www.we-ef.com for further details.

Mounting Accessories

Planted root

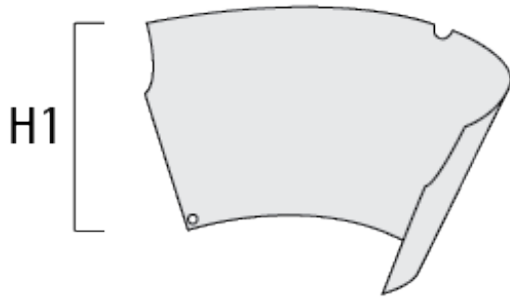
Description	Part ID	D1	D2	D3	D4	H1	H2	M1	T1	T2	Weight (kg)
Planted root ESV4	300-0461-AP	150	130	60	89	400	350	8	200	50 x 100	3.85



Optical Accessories

Light shield

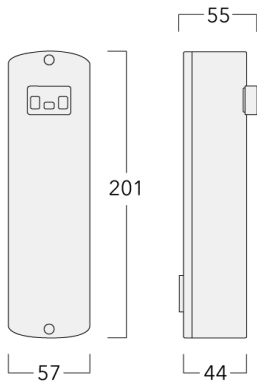
Description	Part ID	H1	Weight (kg)
LS180 KTY (factory installed)	114-9185	66	0.02



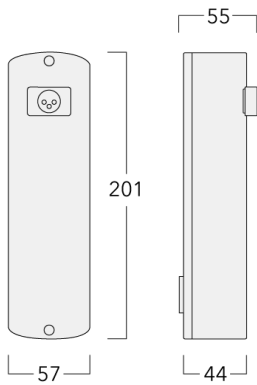
Control

Eco Step Dim® Motion

Description	Part ID
Eco Step Dim® Motion - Linked-Primary	430-0030



Eco Step Dim® Motion - Linked-Secondary	430-0031
---	----------



KTY234 LED - 600 mm

Description	Part ID
Eco Step Dim® Motion - Stand-Alone	430-0037

