



#### **Description**

IP66, Class I. IK10. Marine-grade, all-aluminium construction. 5CE superior corrosion protection including PCS hardware. Polycarbonate lens. Silicone CCG® Controlled Compression Gasket. Luminaire is factory-sealed and does not need to be opened during installation.

Integral EC electronic converter in thermally-separated compartment. Advanced thermal management protects LEDs while optimising lumens output. CAD-optimised optics for superior illumination and glare control.

Two-sided light output versions for 360° symmetric distribution.

One-sided light output versions with 'rearward glow' feature. Ideal for pathway lighting applications.

Luminaire spacing up to 5-8 m.

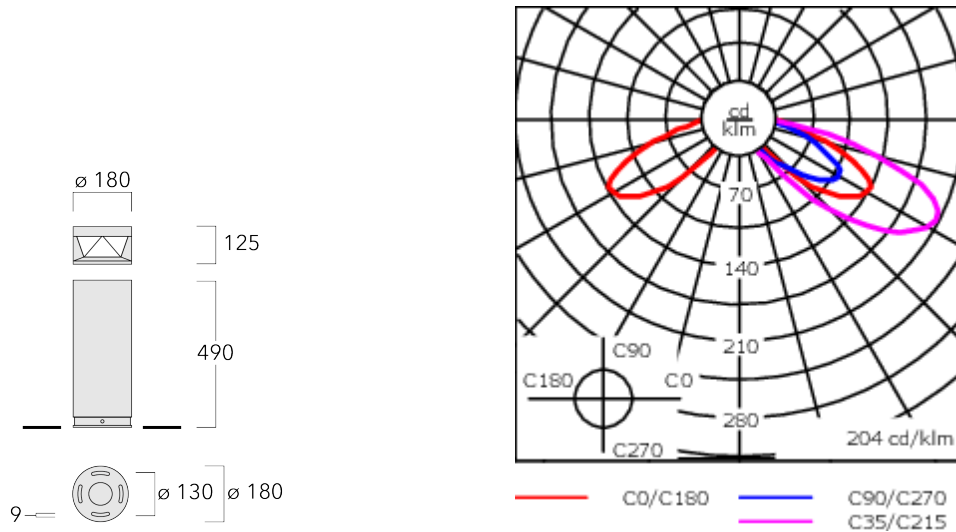
Weight	6.70 kg
Light distribution	rectangular, 'side throw' [R65]
Light source	LED-3/13W / 1400 mA - 3000 K
CRI	80
Power supply	EC
BUG	B0 U2 G1
LEDs	3
Rated input power	15.8 W

#### **Nominal Lumen (lm)**

LED Lumen	550
Total Lumen	1650
Tj	85

#### **Rated lumens (lm)**

LED Lumen	221.6
Total Lumen	664.7
Ta	25



## Specifications

### Material description

Body	Marine-grade, all-aluminium construction
Lens	Polycarbonate
Colours	<div style="display: flex; align-items: center; gap: 10px;"> <div style="width: 20px; height: 15px; background-color: black; margin-right: 5px;"></div> RAL9004 Signal black  <div style="width: 20px; height: 15px; background-color: grey; margin-right: 5px;"></div> RAL9007 Grey aluminium  <div style="width: 20px; height: 15px; background-color: darkgrey; margin-right: 5px;"></div> RAL7016 Anthracite grey  <div style="width: 20px; height: 15px; background-color: white; margin-right: 5px;"></div> RAL9016 Traffic white         </div>
Gasket	Silicone CCG® Controlled Compression Gasket
Fasteners	PCS hardware
Ingress protection	IP66
Impact resistance	IK10
Corrosion resistance	5CE

### Electrical description

Driver / Ballast	Integral EC electronic converter in thermally-separated compartment
Surge protection	10/10kV

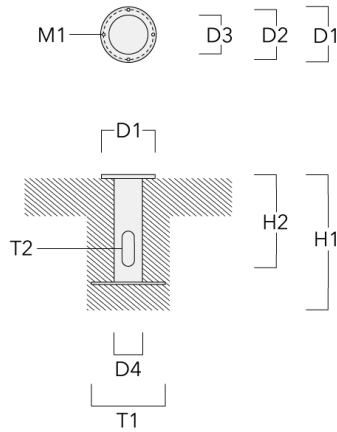
### Additional information

Lifetime	Ta=25° L90B10 > 90000h
BUG Rating	Please see individual Spec Sheets for classification of Backlight, Uplight and Glare

**Mounting Accessories**

**Planted root**

Description	Part ID	D1	D2	D3	D4	H1	H2	M1	T1	T2	Weight (kg)
Planted root ESV4	300-0461-AP	150	130	60	89	400	350	8	200	50 x 100	3.85



114-9175

KTY234 LED

**we-ef**

## Optical Accessories

### Light shield

Description	Part ID	H1	Weight (kg)
Cut-off shield LS180	114-9185	66	0.02



114-9175

KTY234 LED

**we-ef**

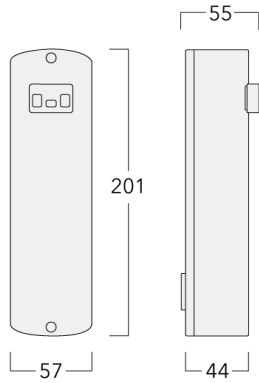
## Control

### Eco Step Dim® Motion

---

Description	Part ID
Eco Step Dim® Motion - Linked- Primary	430-0030

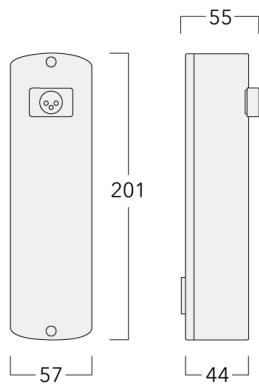
---



---

Eco Step Dim® Motion - Linked- Secondary	430-0031
---	----------

---



**WE-EF LIGHTING (Thailand) Co., Ltd.**

57 Moo 5, Kingkaew Rd., Bangplee, 10540 Samutprakarn - Phone: +66 2 738 96 20 - Fax: +66 2 738 96 29

<https://we-ef.com/asia>

Subject to technical changes and errors. - Generated on 23/11/2024

**114-9175**  
**KTY234 LED**

---

Description	Part ID
Eco Step Dim® Motion - Stand-Alone	430-0037

---

