

134-1742+134-1745

we-ef

DOC120 LED [For Remodel]



Description

DOC120 LED for remodel projects. For new construction, see DOC120 LED [New Construction] version.

IP66, Class I. IK07. Marine-grade, die-cast aluminum alloy. 5CE superior corrosion protection including PCS hardware. Silicone CCG® Controlled Compression Gasket. Safety glass lens. Separate IP66 driver housing. CAD-optimized optics for superior illumination and glare control. OLC® One LED Concept. Factory installed LED circuit board. 0-10V Dimming comes standard with luminaire.

A pre-installation blackout, proud or flush, is available and recommended for mounting in concrete ceilings; to be ordered separately.

Specify product with 7 Digit product code - Finish Color. Accessories, such as mounting, optical, and electrical, must be specified separately.

Example: XXX-XXXX - 9004 (Black)

+ XXX-XXXX (Accessory 1)

Weight	5.07 lb
Light distribution	linear spread, very narrow beam
Light source	LED-12/24W / 700 mA - 4000 K
CRI	80
Power supply	electronic gear
LEDs	12
Rated input power	27 W

Nominal Lumen (lm)

LED Lumen	310
Total Lumen	3720
Tj	85

Rated lumens (lm)

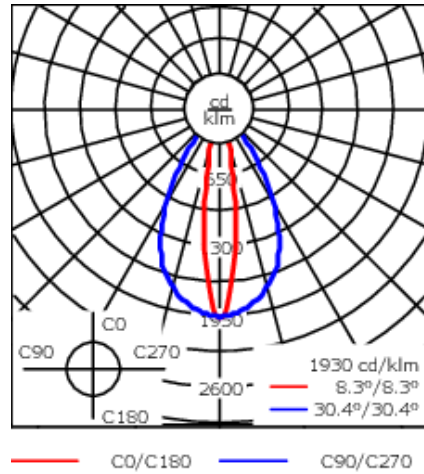
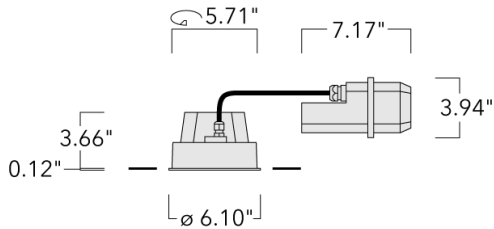
LED Lumen	244.5
Total Lumen	2933.4
Ta	25

WE-EF LIGHTING USA, LLC

410-D Keystone Drive, 15086 Warrendale, PA 15086 - Phone: +1 724 742 0030


customersupport.usa@we-ef.com - <https://we-ef.com/us>

Subject to technical changes and errors. - Generated on 11/23/2024



Specifications

Material description

Lens	Safety glass lens
Colors	 RAL9004 Black
	 RAL9007 Grey Metallic
	 RAL9016 White
	 RAL8019 Dark Bronze
Gasket	Silicone CCG® Controlled Compression Gasket
Ingress protection	IP66
Impact resistance	IK07
Corrosion resistance	5CE

Electrical description

Power supply	Integral [ECG] electronic driver 120V-277V. 0-10V dimmable, to be specified with order.
Driver / Ballast	Integral EC electronic converter in thermally-separated compartment

Additional information

Lifetime	Ta=25°/40° L90B10 > 90000h
Listings	Contact WE-EF USA for ETL/UL certification status.

WE-EF LIGHTING USA, LLC

410-D Keystone Drive, 15086 Warrendale, PA 15086 - Phone: +1 724 742 0030

customersupport.usa@we-ef.com - <https://we-ef.com/us>

Subject to technical changes and errors. - Generated on 11/23/2024

134-1742+134-1745

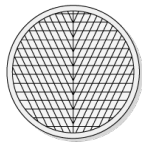
we-ef

DOC120 LED [For Remodel]

Optical Accessories

Wallwash lens

Description	Part ID	C1
IO-20-WW-DOC120-LED	134-1746	4.05



C1

WE-EF LIGHTING USA, LLC

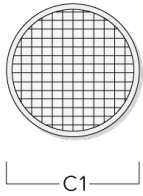
410-D Keystone Drive, 15086 Warrendale, PA 15086 - Phone: +1 724 742 0030
customersupport.usa@we-ef.com - <https://we-ef.com/us>

Subject to technical changes and errors. - Generated on 11/23/2024

DOC120 LED [For Remodel]

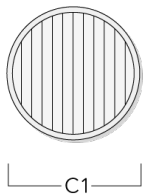
Softening Lens

Description	Part ID	C1
IO-360-DOC120-LED	134-1747	4.05



Linear spread lens

Description	Part ID	C1
IO-180-DOC120-LED	134-1745	4.05



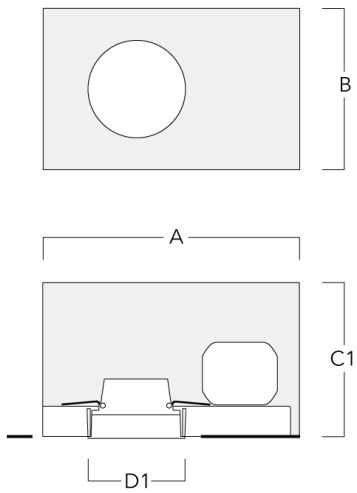
WE-EF LIGHTING USA, LLC

410-D Keystone Drive, 15086 Warrendale, PA 15086 - Phone: +1 724 742 0030
customersupport.usa@we-ef.com - <https://we-ef.com/us>
Subject to technical changes and errors. - Generated on 11/23/2024

Mounting Accessories

Installation blockout

Description	Part ID	A	B	C1	D1
BD012-1	134-1748	15.1	10.7	7.6	6.1



DOC120 LED [For Remodel]

Installation blackout, flush with shadow line

Description	Part ID	A	B	C1	D1	D2
BD012-III	134-1749	15.08	9.13	7.55	6.1	7.8

