



Description

IP66, Class I. Class II on request. IK07. Marine-grade, die-cast aluminium alloy. 5CE superior corrosion protection including PCS hardware. Silicone CCG® gasket. Safety glass lens. Two cable entries. Integral EC electronic converter in thermally separated compartment. CAD-optimised optics for superior illumination and glare control. OLC®One LED Concept. Factory installed LED circuit board. The luminaire is factory- sealed and does not need to be opened during the installation.
Optional 2200 K version available. To be specified at time of ordering.

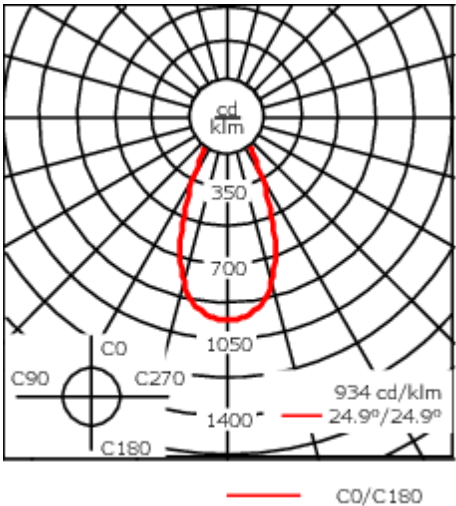
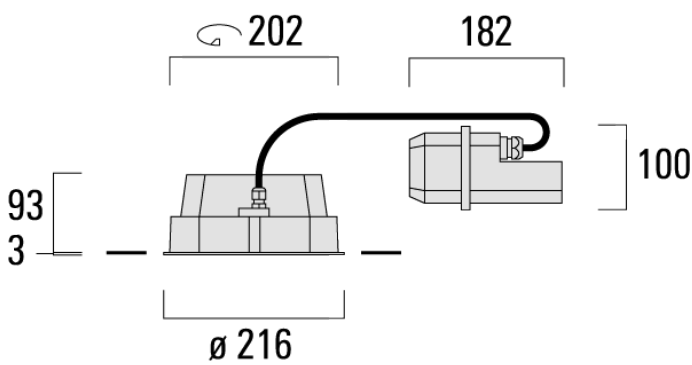
Suitable for mounting up to max. 40 mm ceiling thickness. A pre-installation blockout, proud or flush, is available and recommended for mounting in concrete ceilings. To be ordered separately.

The luminaire is not suitable for chlorine containing environments e.g. swimming pool. Special version suitable for chlorine containing environments, on request. Must be specified at time of ordering.

Weight	4.00 kg
Light distribution	symmetric, wide beam [B]
Light source	LED-24/48W / 700 mA - 4000 K
CRI	80
Power supply	EC
LEDs	24
Rated input power	54 W

Nominal Lumen (lm)	
LED Lumen	310
Total Lumen	7440
Tj	85

Rated lumens (lm)	
LED Lumen	240
Total Lumen	5760.1
Ta	25



Specifications
Material description

Body	Marine-grade, die-cast aluminium alloy
Lens	Safety glass lens
Colours	<div><div></div> RAL9004 Signal black</div> <div><div></div> RAL9006 White aluminium</div> <div><div></div> RAL9007 Grey aluminium</div> <div><div></div> RAL7016 Anthracite grey</div> <div><div></div> RAL9016 Traffic white</div>
Gasket	Silicone CCG® Controlled Compression Gasket
Fasteners	PCS Polymer Coated Stainless Steel Hardware
Ingress protection	IP66
Impact resistance	IK07
Corrosion resistance	5CE

134-1751

DOC140 LED

we-ef

Electrical description

Power supply	220-240V / 50-60 Hz
Driver / Ballast	Standard. Optional DALI version available. To be specified at time of ordering.
Surge protection	6/6 kV

Additional information

Lifetime	Ta=25° L90B10 > 90000h
Energy efficiency class	C-D (Light source)

WE-EF LEUCHTEN GmbH

Töpinger Straße 16, 29646 Bispingen, Germany - Phone: +49 5194 909-0
info@we-ef.com - <https://we-ef.com>

Subject to technical changes and errors. - Generated on 24/07/2025

Control

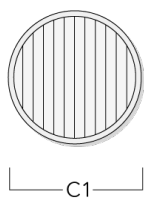
DALI interface

Description	Part ID	C
DALI interface	430-0013	90

Optical Accessories

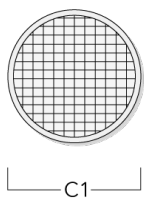
Linear spread lens

Description	Part ID	C1
IO-180-DOC140-LED	134-1760	160



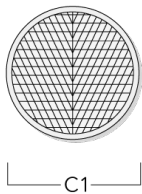
Flood lens

Description	Part ID	C1
IO-360-DOC140-LED	134-1762	160



Wallwash lens

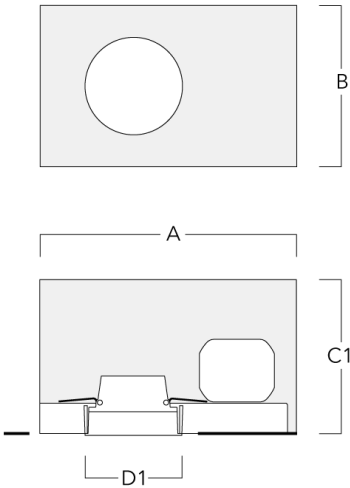
Description	Part ID	C1
IO-20-WW-DOC140-LED	134-1761	160



Mounting Accessories

Installation blackout, proud

Description	Part ID	A	B	C1	D1
BD014-I	134-1763	443	324	192	216



Installation blackout, flush with shadow line

Description	Part ID	A	B	C1	D1	D2
BD014-III	134-1764	443	324	192	216	267

